



You want to create memorable and individualized experiences for your customers while providing the highest in-cup-quality? The S700 is the answer. It merges the convenience and intelligence of a fully automatic machine with the passion and creativity of a two-step machine. With its ground breaking iQFlow™ technology and three-boiler system to meet all your steam and foam requirements, our S700 is here to help baristas unleash their full creative potential. So if you're looking for the best mix of human creativity, coffee competence, passion and advanced coffee machine technology, turn to the S700.

Innovation becomes an invitation.

UNIT	CUPS PER DAY
S700	Up to 250



iQFlow™

Groundbreaking technology that extracts more flavor for unrivaled in-cup-quality.



Advanced Steam Spout
Engineered for professionals with Autosteam or Autosteam Pro.



Franke Digital Services
A clear view of commercial and operational performance.

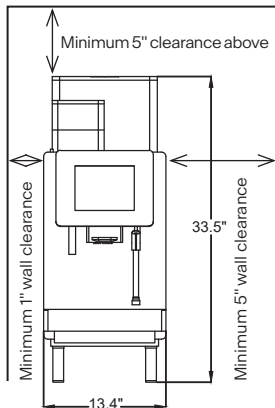
Technical Data

Machine Models

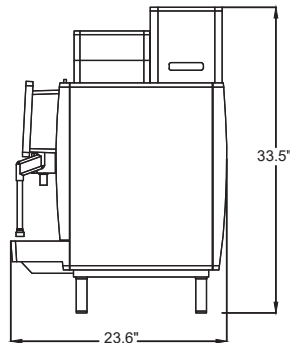
Model	Specification
S700	
Electrical Connection	208V (30A)
Dimensions	13.4"W x 33.5"H in x 21.3"D
Weight (empty)	Approx. 135 lbs



Standard Configuration
Front Profile and Clearances



Side Profile



Water quality requirements

Aroma	Fresh and pure taste, with no perceptible aroma
Color	Clear
Total Hardness	70 – 140 ppm (mg/l)
Carbonate hardness	3 – 6° dH CH (carbonate hardness)
	50 – 105 ppm (mg/l)
Acid content/ph value	6.5 – 7.5 pH
Chlorine content	< 0.5 mg/l
Chloride content	< 30 mg/l
TDS	30 – 150 ppm (mg/l)
(Total dissolved solids)	
Electrical conductivity	50 – 200 µS/cm (microsiemens)
Iron Content	< 0.3 mg/l
Water pressure	80 – 800 kPa (0.8 – 8 bar)
Flow rate	> 0.1/l/sec
Water temperature	< 25°C

Water connection and drain

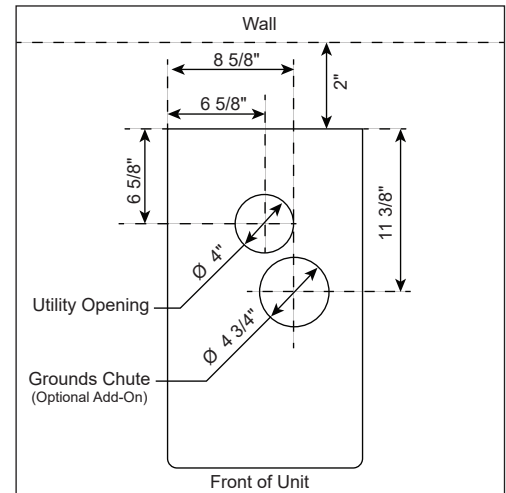
Water connection	Metal hose with union nut G3/8", L = 59"
Drain hose	Dia = 0.62", L = 78.7"

Digital services connectivity requirements

OPTION 1	
Ethernet/LAN Recommended Option	Connectivity Requirements Ethernet/LAN
<p>Internet connection provided to machine over LAN/Ethernet Cable</p>	MQTT Port 8883
	NTP Port 123
	HTTPS Port 443
	MQTT Websockets Port 443/Port 444
OPTION 2	OPTION 3
Additional costs may apply	Limitations may apply
Franke Connection KIT Cellular/ WiFi (Modem)	3rd Party Cellular Modem/ WiFi
<p>Mobile: Private APN (Roaming partner) 4G</p> <p>2 x LAN ports to connect</p> <p>Modem connects up to 2 machines</p> <p>Wifi capability upon request</p>	<p>Mobile: Cellular or WiFi connection</p> <p>Customer provides modem</p>

Customer is responsible for all connectivity.

Utility and Grounds Chute Openings



ELT LISTED CONFORMS TO
UL STD 197 CERTIFIED TO
CSA STD C22.2
NO 1093 | 123505



CONFORMS TO
NSF STD 4



Franke Kaffeemaschinen AG
cs-info.ch@franke.com

Franke Coffee Systems GmbH
cs-info.de@franke.com

Franke Coffee Systems Americas
cs-coffeesales.us@franke.com

Franke Coffee Systems UK
sales@frankekoffeesystems.co.uk

us.coffee.franke.com