



## VOLUME IV

MOBILE BARS, MIXOLOGY & SPECIALTY BAR CARTS, ROLLING DISPLAYS

NESTING & CATERING TABLES, LIVE ACTION & BUFFET STATIONS

IN ROOM DINING, SERVICE CARTS, PODIUMS, HOST & VALET STATIONS

MOBILE PARTITIONS, DANCE FLOORS, MOBILE STAGES

PUBLIC GUIDANCE, SIGNAGE, FLIP CHARTS & EASELS

# FOOD & BEVERAGE



## Food & Beverage Solutions

As a world-renowned global hospitality equipment provider, Forbes Industries is committed to your successful F&B operations. Our commitment never stops. We're always looking for ways to improve guest satisfaction through the products hoteliers rely on every day. We create what our customers can envision and design and produce items that project an upscale image of quality and durability. No hassles, no worries, just innovations that work.

### **MULTI-FUNCTIONAL SOLUTIONS**

The "back of house" in hotels is getting smaller. Multi-functional products from Forbes Industries help hoteliers perform more with less.

### **SUSTAINABILITY**

Located in Ontario, California, Forbes Industries operates under the strictest environmental regulations in the world and helps customers meet their sustainability goals by using durable and recyclable materials, environmentally safe coatings, and building long-lasting products.

# Find it at Forbes Industries!

At Forbes Industries we know your guests are counting on you and your staff to make their experience something to be celebrated and remembered. We understand your commitment to making them feel warmly welcomed and cared for; we've been helping those in the hospitality industry provide this kind of world-class guest experience for over a hundred years. Shown here are only a few of the products we offer, and each represents a line of similar products giving you the ability to select your exact configuration, fit, and finish.

You can be confident you'll find the mobile furniture and equipment you need for your next project.

## HOTEL OPERATIONS SOLUTIONS



### Luggage Carts & Bellman's Equipment



### Luggage Racks



### Housekeeping Carts



### Laundry Carts



### Host Valet & Stations



### Public Guidance



## We've Got You Covered

Protect your investment with a custom cover and add your logo for branding. Our covers are built to fit your specific product; don't settle for generic sizes or sloppily draped covers. We have sourced the finest fabrics to create aesthetically pleasing covers for ballrooms, pool areas, lobbies, and concession areas, as well as padded covers for storage and protection. See page 184.

Please call our sales team today to get your **Hotel Operations** or **Meetings + Events** Catalogs.

**800-832-5427**



**Forbes Industries products come with a 3-Year warranty on most products.**

Visit our website or contact us for complete details.

## MEETINGS + EVENTS SOLUTIONS



### Training Tables



### Banquet Tables



### Banquet & Cafe Chairs



### Cafe/Cocktail Tables



### Roller Tables



### Transport Carts



### Dance Floors



### Stages




### Wedding Chairs & Misc items



## Custom Designs Available

Be truly unique by customizing your Forbes Product with our sales and design team. We'll be sure to make your dream products a reality. Contact us today for more information on MOQs and custom designs.

[sales@forbesindustries.com](mailto:sales@forbesindustries.com) | 800-832-5427  
[www.forbesindustries.com](http://www.forbesindustries.com)



© Forbes Industries 2024. We reserve the right to change and improve our products and finishes.

**TABLE OF CONTENTS**

<b>Mobile Bars</b>	<b>2</b>
Combination Sets	4
LED Enhanced Bars	10
Front Bars	12
Back Bars	27
Etagères	36
Tray Stands	38
Companion Carts	40
<b>Mixology &amp; Specialty Bar Carts</b>	<b>42</b>
Mixology Carts	43
Wine & Champagne Carts	56
<b>Rolling Displays</b>	<b>60</b>
<b>Nesting &amp; Catering Tables</b>	<b>78</b>
Mobile Nesting Tables	79
EcoFlex Linenless Banquet Tables	90
Linenless Catering Tables	94
Folding Catering Tables	95
<b>Live Action &amp; Buffet Stations</b>	<b>96</b>
<b>In-Room Dining</b>	<b>114</b>
In-Room Dining Tables	115
Hot Boxes & Storage Racks	119
In-Room Dining Carts	122

**TABLE OF CONTENTS**

<b>Service Carts &amp; Equipment</b>	<b>124</b>
Service Carts	125
Bussing Stations	132
Service Stations	134
Mobile Handwashing Stations	137
Beverage Restocking Carts	138
<b>Podiums, Host Stations &amp; Valet Stations</b>	<b>140</b>
Podiums	141
Host & Valet Stations	150
<b>Mobile Partitions</b>	<b>154</b>
<b>Portable Dance Floors</b>	<b>162</b>
Florlok	164
Multilok	165
Wedlok	166
<b>Mobile Stages</b>	<b>167</b>
<b>Public Guidance Systems</b>	<b>173</b>
Classic Stanchions	174
Retractable Beltrac Series	176
<b>Signage, Flip Charts &amp; Easels</b>	<b>179</b>
Menu & Sign Stands	180
Flip Charts & Easels	182








**United States of America**  
 Forbes Industries  
 1933 East Locust Street  
 Ontario, California 91761  
 Phone: 800-832-5427  
 Fax: 909-923-1969  
 sales@forbesindustries.com  
 www.forbesindustries.com

**Asia**  
 Forbes Industries Asia  
 100 Beach Road #28-05  
 Shaw Tower, Singapore 189702  
 Phone: 65-6295-2262  
 Fax: 65-6295-2022  
 enquiry@forbes-asia.com.sg  
 www.forbes-asia.com

Join us on social media for special sneak-peeks and exclusive promotions!

-  facebook.com/forbesindustries
-  instagram.com/forbesindustries
-  twitter.com/forbesindustrie
-  linkedin.com/company/forbesindustries
-  youtube.com/user/forbesindustries
-  pinterest.com/forbesindustries

**Icon Legend**

-  Best Sellers
-  Exceptional Value
-  Suitable for Outdoor Use
-  Space Saving
-  Great for Dual Sided Service

# Mobile Bars & Back Bars

COMBINATION SETS | LED ENHANCED BARS | FRONT BARS  
BACK BARS | ETAGERES | TRAY STANDS | COMPANION CARTS



## MOBILE BARS & BACK BARS Standard Features

### MOBILE BARS - STANDARD FEATURES


Forbes' Mobile Bars are available in solid wood, wood veneer, or HPL finishes. Most are certified by ETL to meet NSF Standard 2 and include a stainless steel work counter, an insulated sink with drain, speed rails, and sections for glass racks and storage. These bars are built to be durable and functional, yet attractive with many available accessories.




Most Forbes Mobile Bars are certified by ETL to meet NSF Standard 2

Standard sizes on most bars are 5' and 6'.  
4' and 8' sizes are available on some models.  
Please call for more details.

Two removable 18" long, 22 gauge stainless steel speed rails.



22 gauge brushed stainless steel backsplash and working surface with spill lip.



3/4" plywood construction using furniture-grade, 5-ply with no voids.  
No MDF or particle board!

16 gauge stainless steel glass rack slides.



12" x 14" x 9.75" insulated stainless steel ice bin with drain.



Cabinets are glued, pneumatically pinned, stapled and secured with screws and/or mod-ex fasteners.

Casters are mounted to an 11 gauge steel reinforcement plate that spans the width of the base. Plates are drilled and tapped for easy caster replacement.

### DELUXE BARS 7-STEP FINISHING PROCESS

- 1) Exterior is covered in 20 mil wood veneer
- 2) Interior is finished in High Pressure Laminate
- 3) Wood veneer and solid wood molding are sanded
- 4) Water-based, low-VOC stain is applied
- 5) Solvent-based sealant is applied
- 6) Final sanding
- 7) Varnish is applied

COMBINATION SETS






 SUITABLE FOR  
OUTDOOR USE

GROOVE BAR



 **Model 4885 (Back Bar)**

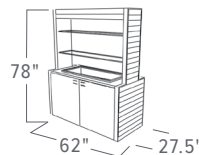
-  ▶ Avonite countertop (shown with upgraded Terrazzo)
-  ▶ Weather-resistant Tropical Hardwood exterior
-  ▶ Stainless steel ice pan
- ▶ Hutch with two tempered glass shelves
- ▶ Enclosed brushed stainless steel bottom storage with doors
- ▶ 5" wheels in swivel casters, concealed

\*Can be used outdoors for a limited time under indirect sun and minimal moisture exposure.






Shown in Tropical Hardwood exterior, White Frost Terrazzo countertop, and brushed stainless steel accents

	LENGTH	WIDTH	HEIGHT
IN:	62	27.5	78
CM:	158	70	199



Combo shown in: Tropical Hardwood and upgraded White Crystal Terrazzo

 **Model 4869-6 (Front Bar)**

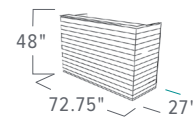
-  ▶ Avonite countertop (shown with upgraded Terrazzo)
-  ▶ Weather-resistant Tropical Hardwood exterior
- ▶ Stainless steel working countertop
- ▶ Stainless steel sink with drain
- ▶ Open stainless steel internal cabinet for storage
- ▶ Two 18" stainless steel speed rails
- ▶ 5" wheels in swivel casters, concealed

\*Model 4869-5 - 5' version  
Can be used outdoors for a limited time under indirect sun and minimal moisture exposure.





Shown in Tropical Hardwood exterior, White Frost Terrazzo countertop, and brushed stainless steel accents

	LENGTH	WIDTH	HEIGHT
IN:	72.75	27	48
CM:	185	69	122



Online Quotes available. Scan a QR to get started.

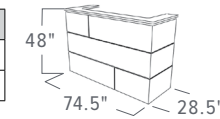
 **Model 4860-6 (Front Bar)**

-  ▶ Avonite countertop
-  ▶ Finished in HPL
- ▶ Decorative groove design
- ▶ Stainless steel working countertop
- ▶ Stainless steel sink with drain
- ▶ Two 18" stainless steel speed rails
- ▶ Enclosed center cabinet with door
- ▶ Six sets of glass rack slides
- ▶ 5" wheels in swivel casters, concealed

\*Model 4960-5 - 5' version




	LENGTH	WIDTH	HEIGHT
IN:	74.5	28.5	48
CM:	190	73	122



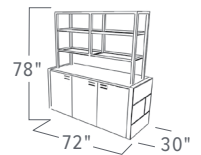
Combo shown in Simplicity HPL and Star Shine Avonite countertop

 **Model 4858 (Back Bar)**

-  ▶ Open design for dual-sided operation
- ▶ Avonite countertop
- ▶ Finished in HPL
- ▶ Decorative groove design
- ▶ Brushed stainless steel top hutch
- ▶ Tempered glass shelves
- ▶ Concealed ice pan with drain and covers
- ▶ Enclosed cabinet with brushed stainless steel doors
- ▶ Dual-sided cabinet access
- ▶ 5" wheels in swivel casters, concealed



	LENGTH	WIDTH	HEIGHT
IN:	72	30	78
CM:	183	77	199



# The SlimFold

- Sets up in seconds
- Folds for compact storage
- Folds down to less than 14" wide!
- Removable ice bin and speed rails
- Durable lightweight aluminum frame
- Wheels provide easy maneuverability
- Store 2 bars in the space of 1 conventional bar
- Beautiful wood veneer body with optional Terrazzo top



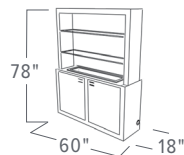
Find out more at:  
[www.forbesindustries.com/slimfold](http://www.forbesindustries.com/slimfold)

## ★ Model 5808 (Back Bar)

- ▶ Avonite countertop
- ▶ Finished in wood veneer
- ▶ 18" Width for compact storage
- ▶ LED down lights
- ▶ Stainless steel ice pan with drain
- ▶ Hutch with two tempered glass shelves and open back
- ▶ Enclosed storage area with doors
- ▶ 5" wheels in swivel casters, concealed



	LENGTH	WIDTH	HEIGHT
IN:	60	18	78
CM:	153	46	199



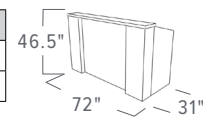
Combo shown in: Satin Brown Mahogany veneer and Adobe Avonite countertop

## ★ Model 5806-6 (Front Bar)

- ▶ Avonite countertop
- ▶ Finished in wood veneer
- ▶ Stainless steel working countertop
- ▶ Removable plastic ice bin
- ▶ Two 18" stainless steel speed rails
- ▶ Folding top, base and sides for compact storage
- ▶ Open cabinet for storage
- ▶ 5" wheels in swivel casters, partially concealed



	LENGTH	WIDTH	HEIGHT
IN:	72	31	46.5
CM:	183	79	119



Find out more at:  
[www.forbesindustries.com/slimfold](http://www.forbesindustries.com/slimfold)

Online Quotes available. Scan a QR to get started.

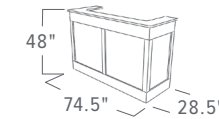
800-832-5427

## ★ Model 4879-6 (Front Bar)

- ▶ Avonite countertop
- ▶ Finished in HPL inset panels
- ▶ Framed in black stained solid wood molding
- ▶ Stainless steel working countertop
- ▶ Stainless steel sink with drain
- ▶ Two 18" stainless steel speed rails
- ▶ Enclosed storage area with doors
- ▶ Six sets of glass rack slides
- ▶ 5" wheels in swivel casters, concealed
- ▶ Four corner bumpers



	LENGTH	WIDTH	HEIGHT
IN:	74.5	28.5	48
CM:	190	73	122



\*Model 4879-5 - 5' version

Combo shown in: Satin Black/Black HPL and Gray Granite Avonite countertop, and stainless steel accents

[www.forbesindustries.com](http://www.forbesindustries.com)

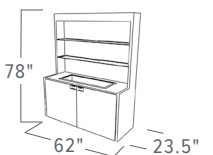
[solutions@forbesindustries.com](mailto:solutions@forbesindustries.com)

## ★ Model 4883 (Back Bar)

- ▶ Stainless steel countertop and doors
- ▶ Finished in HPL
- ▶ LED down lights
- ▶ Hutch with two tempered glass shelves
- ▶ Stainless steel ice pan with drain
- ▶ Enclosed storage area with doors
- ▶ 5" wheels in swivel casters, concealed



	LENGTH	WIDTH	HEIGHT
IN:	62	23.5	78
CM:	158	60	199



800-832-5427 | 7



THE  
**ZEN**  
BAR

Shown in Satin Golden Mahogany wood veneer, Black HPL, and upgraded Black Crystal Terrazzo countertop

**Model 5887 (Back Bar)**

- ▶ Avonite countertop (shown with upgraded Terrazzo)
- ▶ Finished in two-tone wood veneer/HPL
- ▶ Hutch with tempered glass shelves
- ▶ Enclosed center cabinet with door
- ▶ 5" wheels in swivel casters, concealed



	LENGTH	WIDTH	HEIGHT
IN:	76	25	78
CM:	193	64	199

**Model 5777-6 (Front Bar)**

- ▶ Avonite countertop (shown with upgraded Terrazzo)
- ▶ Finished in two-tone wood veneer/HPL
- ▶ Stainless steel working countertop
- ▶ Stainless steel sink with drain
- ▶ Two 18" stainless steel speed rails
- ▶ Six sets of glass rack slides
- ▶ 5" wheels in swivel casters, concealed



	LENGTH	WIDTH	HEIGHT
IN:	76	26	48
CM:	193	66	122



Shown in Satin Red Mahogany veneer and Gray Granite Avonite countertop

**Model 5868 (Back Bar)**

- ▶ Avonite countertop
- ▶ Finished in wood veneer with solid wood molding
- ▶ Hutch with four tempered glass shelves
- ▶ Stainless steel ice pan with drain
- ▶ Enclosed cabinet with doors
- ▶ 5" wheels in swivel casters, concealed



	LENGTH	WIDTH	HEIGHT
IN:	48	24	72
CM:	122	61	183

**Model 5779-5 (Front Bar)**

- ▶ Avonite countertop
- ▶ Finished in wood veneer with solid wood molding
- ▶ Stainless steel working countertop
- ▶ Stainless steel sink with drain
- ▶ Two 18" stainless steel speed rails
- ▶ Six sets of glass rack slides
- ▶ Enclosed cabinet with door
- ▶ Solid brass foot rail
- ▶ 5" wheels in swivel casters, concealed

\*Model 5779-6 - 6' version



	LENGTH	WIDTH	HEIGHT
IN:	66	30	46
CM:	168	77	117

**Model 5874 (Back Bar)**

- ▶ Avonite countertop (shown with upgraded Terrazzo)
- ▶ Finished in wood veneer/perforated brushed stainless steel
- ▶ RGB LED back light system in top hutch
- ▶ Hutch with six tempered glass shelves
- ▶ Enclosed cabinet with doors
- ▶ 5" wheels in swivel casters, concealed



	LENGTH	WIDTH	HEIGHT
IN:	70	27	77.5
CM:	178	69	197

**Model 5783 (Front Bar)**

- ▶ Avonite countertop (shown with upgraded Terrazzo)
- ▶ Shown with optional LED inlay
- ▶ Finished in wood veneer/perforated brushed stainless steel
- ▶ Tapered cabinet design
- ▶ Stainless steel working countertop
- ▶ Stainless steel sink with drain
- ▶ Two 18" stainless steel speed rails
- ▶ Six sets of glass rack slides
- ▶ 5" wheels in swivel casters, concealed



	LENGTH	WIDTH	HEIGHT
IN:	80.25	33	47.5
CM:	204	84	121

**Model 5860 (Back Bar)**

- ▶ Avonite countertop (shown with upgraded Terrazzo)
- ▶ Finished in wood veneer with solid wood molding
- ▶ LED down lights
- ▶ Acrylic mirror back
- ▶ Hutch with three tempered glass shelves
- ▶ Enclosed cabinet with doors
- ▶ 5" wheels in swivel casters, concealed



	LENGTH	WIDTH	HEIGHT
IN:	72	26	76
CM:	183	67	194

**Model 5769-6 (Front Bar)**

- ▶ Avonite countertop (shown with upgraded Terrazzo)
- ▶ Finished in wood veneer with solid wood molding
- ▶ Stainless steel working countertop
- ▶ Stainless steel sink with drain
- ▶ Two 18" stainless steel speed rails
- ▶ Six sets of glass rack slides
- ▶ Enclosed cabinet with door
- ▶ 5" wheels in swivel casters, concealed

\*Model 5769-5 - 5' version



	LENGTH	WIDTH	HEIGHT
IN:	72	27	47
CM:	183	69	120



ALCHEMY BAR

Shown in Satin Stormy Birch wood veneer and upgraded White Crystal Terrazzo countertop



Shown in Satin Red Mahogany veneer and custom upgraded Red Lava Terrazzo countertop




## LED ENHANCED TECHNOLOGY

These LED Enhanced Mobile Bars really stand out! Our Wave Bar sports a translucent glass tile front and a unique “wave” shape with high-end finishes. The Spectrum Bar with its back-lit acrylic panels requires no setup and comes with two ice bins that can be positioned as needed. These mobile bars feature a remote-controlled LED lighting system, giving you variable color control and effects at your fingertips.



REMOTE-CONTROLLED LED LIGHTING GIVES YOU VARIABLE COLOR CONTROL AND EFFECTS AT YOUR FINGERTIPS.




**WAVE BAR**

*Shown in Satin Stormy Birch veneer and Dove Tail Terrazzo countertop*



*Tile Glass Panel Option*



*White Acrylic Panel Option*



**SPECTRUM BAR**

### ★ Model 5873 (Back Bar)

- ▶ Terrazzo countertop
- ▶ Finished in wood veneer
- ▶ LED down lights
- ▶ RGB LED back light system with remote
- ▶ Option of acrylic or glass tiled hutch
- ▶ Hutch with six tempered glass shelves
- ▶ Enclosed cabinet with doors
- ▶ 5" wheels in swivel casters, concealed



	LENGTH	WIDTH	HEIGHT
IN:	70	27.5	78
CM:	178	70	199

### ★ Model 5773-6 (Front Bar)

- ▶ Terrazzo countertop
- ▶ Finished in wood veneer
- ▶ RGB LED back light front panel with remote
- ▶ Option of acrylic or tiled front panel
- ▶ Stainless steel working countertop
- ▶ Stainless steel sink with drain
- ▶ Two 18" stainless steel speed rails
- ▶ Six set of glass rack slides
- ▶ Enclosed center cabinet with doors
- ▶ 5" wheels in swivel casters, concealed



	LENGTH	WIDTH	HEIGHT
IN:	70	33.5	47
CM:	178	86	120



Back View

### ★ Model 4863-5-W (Front Bar)

- ▶ RGB LED light system with remote
- ▶ White acrylic panels
- ▶ Powder coated steel frame
- ▶ Thick polyethylene working countertop
- ▶ Two plastic ice bins
- ▶ Two 18" stainless steel speed rails
- ▶ Open cabinet for storage
- ▶ 5" wheels in swivel casters



	LENGTH	WIDTH	HEIGHT
IN:	60	30	47
CM:	153	77	120

### ★ Model 4886-W (Back Bar)

- ▶ RGB LED light system with remote
- ▶ White acrylic panels
- ▶ Powder coated steel frame
- ▶ Thick polyethylene working countertop
- ▶ Open cabinet for storage
- ▶ 5" wheels in swivel casters



	LENGTH	WIDTH	HEIGHT
IN:	60	29	77.25
CM:	153	74	197



Back View

## CONTEMPORARY

Add a modern and upscale look to your mobile bar service with one of our Contemporary Mobile Bars. Martinis anyone?

### THE MARTINI BAR

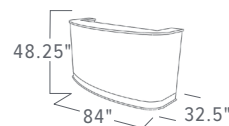


**★ Model 4872**

- ▶ Avonite countertop
- ▶ Finished in HPL
- ▶ Stainless steel working countertop
- ▶ Stainless steel sink with drain
- ▶ Two 18" stainless steel speed rails
- ▶ Shown with brushed brass HPL accent
- ▶ Partially wrapped bumper
- ▶ Six set of glass rack slides
- ▶ 5" wheels in swivel casters, concealed



	LENGTH	WIDTH	HEIGHT
IN:	84	32.5	48.25
CM:	214	83	123



Shown in Twilight Oak HPL and Alpine Shimmer Avonite countertop

### THE HANGOVER BAR

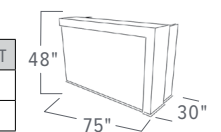


**★ Model 4864 (Front Bar)**

- ▶ Avonite serving countertop with waterfall edge
- ▶ Finished in HPL
- ▶ Stainless steel working countertop
- ▶ Stainless steel sink with drain
- ▶ Two 18" stainless steel speed rails
- ▶ Full wrap around bumper
- ▶ Six set of glass rack slides
- ▶ 5" wheels in swivel casters, concealed



	LENGTH	WIDTH	HEIGHT
IN:	75	30	48
CM:	191	77	122



Shown in Continental Walnut HPL and Alpine Shimmer Avonite countertop

CONTEMPORARY



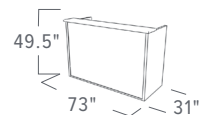
**Model 4859-6**

- ▶ Avonite countertop
- ▶ Finished in HPL with brushed stainless HPL front panel
- ▶ Stainless steel working countertop
- ▶ Extra long stainless steel sink with drain
- ▶ Full length built-in stainless steel speed rail
- ▶ Open cabinet for storage
- ▶ 5" wheels in swivel casters, concealed

\*Model 4859-5 - 5' version



	LENGTH	WIDTH	HEIGHT
IN:	73	31	49.5
CM:	186	79	126



Shown in Maple HPL and Star Shine Avonite countertop

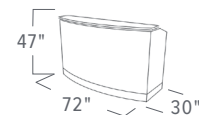
**Model 5771-6**

- ▶ Avonite countertop (shown with upgraded Terrazzo)
- ▶ Finished in wood veneer
- ▶ Stainless steel working countertop
- ▶ Stainless steel sink with drain
- ▶ Two 18" stainless steel speed rails
- ▶ Six set of glass rack slides
- ▶ Enclosed center cabinet with doors
- ▶ Brushed stainless steel accents
- ▶ 5" wheels in swivel casters, concealed

\*Model 5771-5 - 5' version



	LENGTH	WIDTH	HEIGHT
IN:	72	30	47
CM:	183	77	120



Shown in Satin Stormy Birch veneer and upgraded Black Crystal Terrazzo countertop

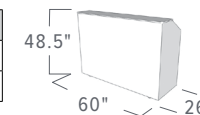
**Model 4847-5**

- ▶ Countertop finished in Black HPL
- ▶ Cabinet finished in HPL with PVC edge banding
- ▶ Stainless steel working countertop
- ▶ Stainless steel sink with drain
- ▶ Two 18" stainless steel speed rails
- ▶ Open cabinet for storage
- ▶ 5" wheels in swivel casters, concealed

\*Model 4847-6 - 6' version



	LENGTH	WIDTH	HEIGHT
IN:	60	26	48.5
CM:	153	67	124



Shown in Smoky Walnut HPL and Black HPL countertop

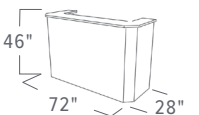
**Model 4878-6**

- ▶ Avonite countertop
- ▶ Finished in HPL
- ▶ Stainless steel working countertop
- ▶ Stainless steel sink with drain
- ▶ Two 18" stainless steel speed rails
- ▶ Six set of glass rack slides
- ▶ Enclosed center cabinet with door
- ▶ 5" wheels in swivel casters, concealed

\*Model 4878-5 - 5' version



	LENGTH	WIDTH	HEIGHT
IN:	72	28	46
CM:	183	72	117



Shown in Maple HPL and Star Shine Avonite countertop

# MINIMALIST

The old adage “Less is More” holds true when it comes to Forbes Minimalist Mobile Bars; their elegant simplicity truly sets them apart.



**★ Model 4880-6**

- ▶ Avonite countertop
- ▶ Finished in HPL
- ▶ Curved body design
- ▶ Stainless steel working countertop
- ▶ Stainless steel sink with drain
- ▶ Two 18" stainless steel speed rails
- ▶ Six set of glass rack slides
- ▶ 5" wheels in swivel casters, concealed

\*Model 4880-5 - 5' version  
 \*Model 5790-5 - 5' wood veneer version  
 \*Model 5790-6 - 6' wood veneer version



	LENGTH	WIDTH	HEIGHT
IN:	74.5	28.5	48
CM:	190	73	122

Shown in custom Cafelle HPL and Gray Granite Avonite countertop

**★ Model 4861-6**

- ▶ HPL countertop
- ▶ Finished in HPL
- ▶ Shown with polished stainless steel HPL accent strip
- ▶ Stainless steel working countertop
- ▶ Stainless steel sink with drain
- ▶ Two 18" stainless steel speed rails
- ▶ Three set of glass rack slides
- ▶ Enclosed center cabinet with doors
- ▶ Four corner bumpers
- ▶ 5" wheels in swivel casters, partially concealed

\*Model 4861-5 - 5' version



	LENGTH	WIDTH	HEIGHT
IN:	72.5	25	48.25
CM:	185	64	123

Shown in Black HPL and Black HPL countertop

## METRO BAR



## GROOVE BAR



**★ Model 4849-6**

- ▶ Avonite countertop
- ▶ Matching (countertop material) front accent panel
- ▶ Painted metal front accent strip
- ▶ Finished in HPL
- ▶ Stainless steel working countertop
- ▶ Stainless steel sink with drain
- ▶ Two 18" stainless steel speed rails
- ▶ Six set of glass rack slides
- ▶ 5" wheels in swivel casters, concealed

\*Model 4849-5 - 5' version



	LENGTH	WIDTH	HEIGHT
IN:	71.5	24.5	48
CM:	182	63	122

Shown in Continental Walnut HPL and Star Shine Avonite countertop & front accent panel

**★ Model 4860-6**

- ▶ Avonite countertop
- ▶ Finished in HPL
- ▶ Decorative groove design
- ▶ Stainless steel working countertop
- ▶ Stainless steel sink with drain
- ▶ Two 18" stainless steel speed rails
- ▶ Six set of glass rack slides
- ▶ 5" wheels in swivel casters, concealed

\*Model 4960-5 - 5' version



	LENGTH	WIDTH	HEIGHT
IN:	74.5	28.5	48
CM:	190	73	122

Shown in Simplicity HPL and Star Shine Avonite countertop

**TRADITIONAL**

Our Traditional Mobile Bars are hand-crafted to perfection. Built with the quality and feel of fine furniture by skilled craftsman, these mobile bars will make every bar service magnificent.



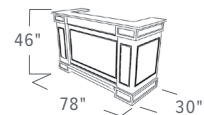
**★ Model 5779-6**

- ▶ Avonite countertop
- ▶ Finished in wood veneer with solid wood molding
- ▶ Stainless steel working countertop
- ▶ Stainless steel sink with drain
- ▶ Two 18" stainless steel speed rails
- ▶ Six set of glass rack slides
- ▶ Enclosed center cabinet with doors
- ▶ Solid brass foot rail is standard
- ▶ 5" wheels in swivel casters, concealed

\*Model 5779-5 - 5' version



	LENGTH	WIDTH	HEIGHT
IN:	78	30	46
CM:	199	77	117



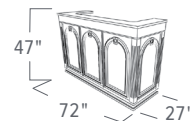
**Model 5769-6**

- ▶ Avonite countertop
- ▶ Finished in wood veneer with solid wood molding
- ▶ Fluted solid wood corners
- ▶ Stainless steel working countertop
- ▶ Stainless steel sink with drain
- ▶ Two 18" stainless steel speed rails
- ▶ Open cabinet for storage
- ▶ 5" wheels in swivel casters, concealed

\*Model 5769-5 - 5' version



	LENGTH	WIDTH	HEIGHT
IN:	72	27	47
CM:	183	69	120



Shown in Satin Red Mahogany veneer and custom Red Lava Terrazzo countertop

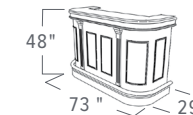
**★ Model 5776-6**

- ▶ Avonite countertop
- ▶ Finished in wood veneer with solid wood molding
- ▶ Stainless steel working countertop
- ▶ Stainless steel sink with drain
- ▶ Two 18" stainless steel speed rails
- ▶ Six set of glass rack slides
- ▶ Enclosed center cabinet with door
- ▶ Solid brass foot rail is standard (shown with brushed stainless steel foot rail)
- ▶ 5" wheels in swivel casters, concealed

\*Model 5776-5 - 5' version



	LENGTH	WIDTH	HEIGHT
IN:	73	29	48
CM:	186	74	122



Shown in Satin Stormy Birch veneer and Alpine Shimmer Avonite countertop

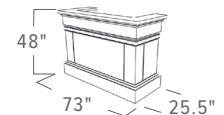
**Model 5781-6**

- ▶ Avonite countertop
- ▶ Finished in wood veneer with solid wood molding
- ▶ Stainless steel working countertop
- ▶ Stainless steel sink with drain
- ▶ Two 18" stainless steel speed rail
- ▶ Six set of glass rack slides
- ▶ Enclosed center cabinet with door
- ▶ 5" wheels in swivel casters, concealed

\*Model 5781-5 - 5' version



	LENGTH	WIDTH	HEIGHT
IN:	73	25.5	48
CM:	186	65	122



Shown in Satin Mahogany veneer and Black Granite Avonite countertop

# MOBILE BARS & BACK BARS

Mobile Front Bars

## DESIGNER

Looking for a unique look? Our Designer Mobile Bars have it! From rustic to mid-century, you'll find it at Forbes!

### RUSTICA BAR



### ZEN BAR



### ALCHEMY BAR



### FIJI BAR



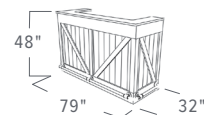
#### ★ Model 5785-6

- ▶ Avonite countertop
- ▶ Barn-door inspired hardwood exterior finish
- ▶ Stainless steel working countertop
- ▶ Stainless steel sink with drain
- ▶ Two 18" stainless steel speed rails
- ▶ Six set of glass rack slides
- ▶ Rustic pipe foot rail
- ▶ 5" wheels in swivel casters, concealed

\*Model 5785-5 - 5' version



	LENGTH	WIDTH	HEIGHT
IN:	79	32	48
CM:	201	82	122



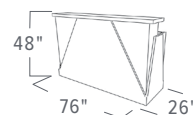
Shown in Satin Brown Mahogany and New Concrete Avonite countertop

#### Model 5777-6

- ▶ Avonite countertop (shown with upgraded Terrazzo)
- ▶ Finished in two-tone wood veneer/HPL
- ▶ Stainless steel working countertop
- ▶ Stainless steel sink with drain
- ▶ Two 18" stainless steel speed rails
- ▶ Six set of glass rack slides
- ▶ 5" wheels in swivel casters, concealed



	LENGTH	WIDTH	HEIGHT
IN:	76	26	48
CM:	193	66	122



Shown in Satin Golden Mahogany veneer and upgraded Black Crystal Terrazzo countertop

#### Model 5783

- ▶ Avonite countertop (shown with upgraded Terrazzo)
- ▶ Shown with optional LED inlay
- ▶ Finished in wood veneer
- ▶ Perforated brushed stainless steel corners
- ▶ Tapered body design
- ▶ Stainless steel working countertop
- ▶ Stainless steel sink with drain
- ▶ Two 18" stainless steel speed rails
- ▶ Six set of glass rack slides
- ▶ 5" wheels in swivel casters, concealed



	LENGTH	WIDTH	HEIGHT
IN:	80.25	33	47.5
CM:	204	84	121



Shown in Satin Stormy Birch veneer and upgraded White Crystal Terrazzo countertop

# MOBILE BARS & BACK BARS

Mobile Front Bars

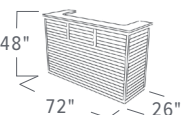
#### Model 4867-6

- ▶ Countertop finished in HPL
- ▶ Cabinet finished in HPL body
- ▶ Black powder coated decorative slat metal accents
- ▶ Stainless steel working countertop
- ▶ Stainless steel sink with drain
- ▶ Two 18" stainless steel speed rails
- ▶ Six set of glass rack slides
- ▶ Enclosed center cabinet with doors
- ▶ 5" wheels in swivel casters, concealed

\*Model 4867-5 - 5' version



	LENGTH	WIDTH	HEIGHT
IN:	72	26	48
CM:	183	66	122



Shown in custom Veranda Teak HPL and Black powder epoxy metal accents

# MOBILE BARS & BACK BARS

Mobile Front Bars

## SPECIALTY

Our Specialty Bars are designed to provide you with specific solutions your property might require. Our Slimfold Mobile Bar sets up in seconds and folds down for compact storage. Need poolside service? We have the mobile bars suitable for outdoor use. Our amazing Mystique Mobile Bar has interchangeable panels that you can swap out in minutes to give your bar a totally different look; it's like having 2 different bars in one!

### The SlimFold



Find out more at:  
www.forbesindustries.com/slimfold



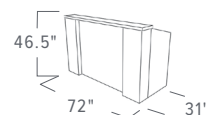
### SPACE-SAVING BAR

#### ★ Model 5806-6 (Front Bar)

- ▶ Avonite countertop (shown with upgraded Terrazzo)
- ▶ Finished in wood veneer
- ▶ Stainless steel working countertop
- ▶ Removable plastic ice bin
- ▶ Two 18" stainless steel speed rails
- ▶ Folding top, base and sides for compact storage
- ▶ Open cabinet for storage
- ▶ 5" wheels in swivel casters, concealed



	LENGTH	WIDTH	HEIGHT
IN:	72	31	46.5
CM:	183	79	119



**FOLDS DOWN TO LESS THAN 14" WIDE!**

Shown in Satin Stormy Birch veneer and upgraded White Crystal Terrazzo countertop

# MOBILE BARS & BACK BARS

Mobile Front Bars



 SUITABLE FOR OUTDOOR USE



### LIGHTWEIGHT BAR

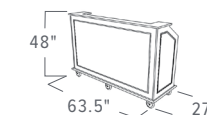
#### ★ Model 4865-5

- ▶ Countertop finished in HPL
- ▶ Weather-resistant all stainless steel body
- ▶ HPL accent panels
- ▶ Stainless steel working countertop
- ▶ Stainless steel sink with drain
- ▶ Two 18" stainless steel speed rails
- ▶ Open cabinet with two shelves for storage
- ▶ 5" wheels in swivel casters

\*Model 4865-6 - 6' version  
\*Can be used outdoors for a limited time under indirect sun and minimal moisture exposure.



	LENGTH	WIDTH	HEIGHT
IN:	63.5	27	48
CM:	162	69	122



Shown in Black HPL and Black HPL countertop



 SUITABLE FOR OUTDOOR USE



### OUTDOOR BAR

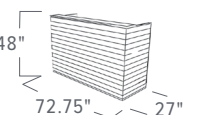
#### ★ Model 4869-6

- ▶ Avonite countertop (shown with upgraded Terrazzo)
- ▶ Weather-resistant Tropical Hardwood exterior
- ▶ Stainless steel working countertop
- ▶ Stainless steel sink with drain
- ▶ Stainless steel internal body
- ▶ Two 18" stainless steel speed rails
- ▶ Open cabinet with two shelves for storage
- ▶ 5" wheels in swivel casters, partially concealed

\*Model 4869-5 - 5' version  
\*Can be used outdoors for a limited time under indirect sun and minimal moisture exposure.



	LENGTH	WIDTH	HEIGHT
IN:	72.75	27	48
CM:	185	69	122



Shown in Tropical Hardwood exterior and upgraded Terrazzo countertop

## MYSTIQUE MOBILE BAR

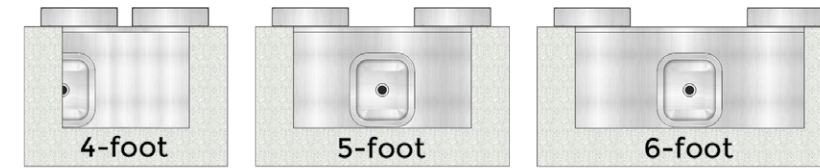
The Mystique Mobile Bar from Forbes Industries features removable, replaceable, and interchangeable front and side panels that allow you to completely customize the look to suit your specific needs! The innovative panel-swapping and storage system makes it easy to switch your bar's look and feel in mere minutes, eliminating the need for multiple bars. The Mystique Bar is the ultimate mobile bar. You'll never need to replace it!

# MYSTIQUEBAR



### THREE LENGTHS AVAILABLE

4, 5, and 6-foot bars are available (top view)



### TWO COUNTERTOP MATERIALS AVAILABLE




**STANDARD AVONITE**  
Choose from our selection of standard Avonite colors



**UPGRADED TERRAZZO**  
Or upgrade to our Eco-friendly Recycled material countertops that are available in several finishes

### TWO PANEL TYPES AVAILABLE

Store up to three sets in one bar!




**DUAL-SIDED REVERSIBLE HPL PANELS**  
Choose two colors per panel from our selection of over 30 HPL Options!



**3D TEXTURED HIGH IMPACT THERMOPLASTIC PANELS**  
Choose from 10 super durable 3D textured plastic panel options!

### ADD REMOTE-CONTROLLED RGB LED LIGHTING



**ONE BAR. MULTIPLE LOOKS. INTERCHANGEABLE PANEL SYSTEM. NOW WITH QUICK-RELEASE INSERTS TO CHANGE THE LOOK IN MINUTES!**

Watch the video: [www.forbesindustries.com/videos/#mystique-bar](http://www.forbesindustries.com/videos/#mystique-bar)



# MYSTIQUEBAR



Shown in MD Pure White 3D panels and upgraded Black Crystal Terrazzo countertop

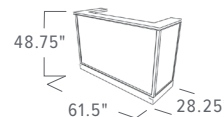
## ★ Model 4866-5

- ▶ Avonite countertop (shown with upgraded Terrazzo)
- ▶ Available with optional under counter RGB LED lighting
- ▶ Over 40 unique panel options (sold separately)
- ▶ Built-in storage compartment - stores up to 3 complete panel sets
- ▶ All stainless steel body
- ▶ Stainless steel working countertop
- ▶ Two 18" stainless steel speed rails
- ▶ Open cabinet with two shelves for storage
- ▶ Corner bumpers
- ▶ Brushed stainless steel accents
- ▶ 5" wheels in swivel casters, concealed



\*Model 4866-6 - 6' version  
\*Model 4866-4 - 4' version

	LENGTH	WIDTH	HEIGHT
IN:	61.5	28.25	48.75
CM:	157	72	124



\*For more details and a complete list of finish options, please visit: [www.forbesindustries.com/mystique-bar](http://www.forbesindustries.com/mystique-bar)



Macadamia Nut HPL

Black HPL

Looks Likatre HPL

3D - EM Moonstone Copper

3D - GV Almond

3D - EM Gunmetal

\*Panels sold separately. Call for details.

## BACK BARS

Our Mobile Back Bars are available in solid wood, wood veneer, or HPL finishes. Some accommodate dual-sided operation allowing you to use one back bar with two front bars. These back bars are built to be durable and functional, yet attractive with many available accessories.

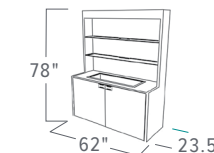


## ★ Model 4883

- ▶ Stainless steel countertop and doors
- ▶ Finished in HPL
- ▶ LED down lights
- ▶ Hutch with two tempered glass shelves
- ▶ Stainless steel ice pan with drain
- ▶ Enclosed storage area with doors
- ▶ 5" wheels in swivel casters, concealed



	LENGTH	WIDTH	HEIGHT
IN:	62	23.5	78
CM:	158	60	199



Shown in custom Asian Night HPL and Brushed Stainless Steel countertop

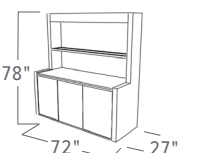


## ★ Model 5881

- ▶ Avonite countertop (shown with upgraded Terrazzo)
- ▶ Finished in wood veneer
- ▶ Hutch with glass shelf in a wood frame
- ▶ Four LED down lights in top hutch
- ▶ Enclosed storage with doors
- ▶ 5" wheels in swivel casters, concealed



	LENGTH	WIDTH	HEIGHT
IN:	72	27	78
CM:	183	69	199



Shown in Satin Pecan veneer and upgraded Black Crystal Terrazzo countertop

**NEED A CUSTOM BAR DESIGNED FROM THE GROUND UP?**

When Stations Casinos wanted to create an exceptional destination embodying their renowned hospitality and needed mobile bars and back bars just as exceptional, they called Forbes Industries. Forbes' custom capabilities, available upscale aesthetics, and expertise in NSF-certified bars were just what the Station Design Team was looking for. They worked closely with the Forbes Design and Engineering Team on form, fit, function, and finishes to craft a unique look perfectly fitted to the Durango Casino & Resort. Call us today to get started on your custom bars and back bars.



◆ Great for dual-sided service



**GROOVE BACK BAR**

- ★ **Model 4858**
- ▶ Open design for dual-sided operation
  - ▶ Avonite countertop
  - ▶ Finished in HPL
  - ▶ Decorative groove design
  - ▶ Brushed stainless steel top hutch
  - ▶ Tempered glass shelves
  - ▶ Concealed ice pan with drain and covers
  - ▶ Enclosed cabinet with brushed stainless steel doors
  - ▶ Dual-sided cabinet access
  - ▶ 5" wheels in swivel casters, concealed



	LENGTH	WIDTH	HEIGHT
IN:	72	30	78
CM:	183	77	199

Shown in Chocolate Malt HPL and Star Shine Avonite countertop

◆ Great for dual-sided service



**CENTURY BACK BAR**

- ★ **Model 5810**
- ▶ Open design for dual-sided operation
  - ▶ Avonite countertop
  - ▶ Finished in HPL
  - ▶ Decorative top-hutch with LED down lights
  - ▶ Tempered glass shelves
  - ▶ Enclosed cabinet with two doors
  - ▶ 5" wheels in swivel casters, concealed



	LENGTH	WIDTH	HEIGHT
IN:	72	29	78
CM:	183	74	199

Shown in Midnight Cedar HPL and Alpine Shimmer countertop



**WAVE LED ENHANCED BACK BAR**

- ★ **Model 5873**
- ▶ Terrazzo countertop
  - ▶ Finished in wood veneer
  - ▶ LED down lights
  - ▶ RGB LED back light system with remote
  - ▶ Option of acrylic or glass tiled hutch
  - ▶ Hutch with six tempered glass shelves
  - ▶ Enclosed cabinet with doors
  - ▶ 5" wheels in swivel casters, concealed

\*Shown with Acrylic top hutch.



	LENGTH	WIDTH	HEIGHT
IN:	70	27.5	78
CM:	178	70	199

Shown in Satin Stormy Birch veneer and Dove Tail Terrazzo countertop

◆ Great for dual-sided service



**METRO BACK BAR**

- ★ **Model 4857**
- ▶ Open design for dual-sided operation
  - ▶ Avonite countertop
  - ▶ Finished in HPL
  - ▶ Matching (countertop material) accent door
  - ▶ Matching frame shelves and accent strip
  - ▶ Concealed ice pan with drain and covers
  - ▶ Dual-sided cabinet access with doors
  - ▶ 5" wheels in swivel casters, concealed



	LENGTH	WIDTH	HEIGHT
IN:	72	30	78
CM:	183	77	199

Shown in Continental Walnut HPL and Star Shine Avonite countertop & front accent panel



**Model 5860**

- ▶ Avonite countertop (shown with upgraded Terrazzo)
- ▶ Finished in wood veneer with solid wood molding
- ▶ LED down lights
- ▶ Acrylic mirror back
- ▶ Hutch with three tempered glass shelves
- ▶ Enclosed cabinet with doors
- ▶ 5" wheels in swivel casters, concealed



	LENGTH	WIDTH	HEIGHT
IN:	72	26	76
CM:	183	67	194

Shown in Satin Red Mahogany veneer and custom upgraded Espresso Terrazzo countertop

**Model 5868**

- ▶ Avonite countertop
- ▶ Finished in wood veneer with solid wood molding
- ▶ Hutch with four tempered glass shelves
- ▶ Stainless steel ice pan with drain
- ▶ Enclosed cabinet with doors
- ▶ 5" wheels in swivel casters, concealed



	LENGTH	WIDTH	HEIGHT
IN:	48	24	72
CM:	122	61	183

Shown in Satin Dark Oak veneer and Alaskan Stone Avonite countertop

**Model 5870**

- ▶ Avonite countertop (custom color)
- ▶ Finished in wood veneer with solid wood molding
- ▶ LED down lights
- ▶ Hutch with four wood shelves
- ▶ Enclosed cabinet with doors
- ▶ 5" wheels in swivel casters, concealed



	LENGTH	WIDTH	HEIGHT
IN:	72	27.5	78
CM:	183	70	199

Shown in Satin Brown Mahogany veneer and custom Travertine Avonite countertop

**Model 4887**

- ▶ Avonite countertop
- ▶ Finished in HPL
- ▶ Curved hutch with Four shelves
- ▶ Stainless steel ice pan with drain
- ▶ Two open sections, each with shelf
- ▶ Enclosed center cabinet with doors
- ▶ 5" wheels in swivel casters, concealed



	LENGTH	WIDTH	HEIGHT
IN:	74.5	32	80
CM:	190	82	204

Shown in Mahogany HPL and Black Granite Avonite countertop

- ◆ Only 18" deep!
- ◆ Great for limited storage!
- ◆ Great for dual-sided service

- ◆ Great for dual-sided service



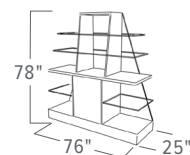
ZEN BACK BAR

Model 5887

- ▶ Avonite countertop (shown with upgraded Terrazzo)
- ▶ Finished in two-tone wood veneer/HPL
- ▶ Hutch with tempered glass shelves
- ▶ Enclosed center cabinet with door
- ▶ 5" wheels in swivel casters, concealed



	LENGTH	WIDTH	HEIGHT
IN:	76	25	78
CM:	193	64	199



Shown in Satin Golden Mahogany veneer and upgraded Black Crystal Terrazzo countertop

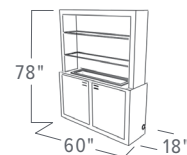
SPACE SAVING BACK BAR

★ Model 5808

- ▶ Avonite countertop
- ▶ Finished in wood veneer
- ▶ 18" Width for compact storage
- ▶ LED down lights
- ▶ Stainless steel ice pan with drain
- ▶ Hutch with two tempered glass shelves and open back
- ▶ Enclosed storage area with doors
- ▶ 5" wheels in swivel casters, concealed



	LENGTH	WIDTH	HEIGHT
IN:	60	18	78
CM:	153	61	199



Shown in Satin Black veneer and custom upgraded Gray Galaxy Terrazzo countertop

OUTDOOR BACK BAR

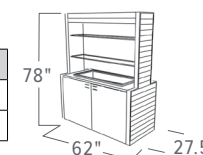
★ Model 4885

- ▶ Avonite countertop (shown with upgraded Terrazzo)
- ▶ Weather-resistant Tropical Hardwood exterior
- ▶ Stainless steel ice pan
- ▶ Hutch with two tempered glass shelves
- ▶ Enclosed brushed stainless steel bottom storage with doors
- ▶ 5" wheels in swivel casters, concealed

\*Can be used outdoors for a limited time under indirect sun and minimal moisture exposure.



	LENGTH	WIDTH	HEIGHT
IN:	62	27.5	78
CM:	158	70	199



Shown in Tropical Hardwood exterior and upgraded White Crystal Terrazzo countertop

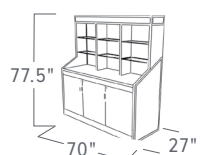
ALCHEMY BACK BAR

Model 5874

- ▶ Avonite countertop (shown with upgraded Terrazzo)
- ▶ Finished in wood veneer/perforated brushed stainless steel
- ▶ RGB LED back light system in top hutch
- ▶ Hutch with six tempered glass shelves
- ▶ Enclosed cabinet with doors
- ▶ 5" wheels in swivel casters, concealed



	LENGTH	WIDTH	HEIGHT
IN:	70	27	77.5
CM:	178	69	197



Shown in Satin Stormy Birch veneer and upgraded White Crystal Terrazzo countertop

# ETAGERES

Etagères have been a customer favorite since we introduced The Classic last century. Forbes' Etagères can be described with adjectives like "simple," "clean," and "timeless." But we think the word that describes them perfectly is "Classic".

◆ Great for dual-sided service

◆ Great for dual-sided service



**Model 6570-EN**

- ▶ Black powder coated epoxy steel frame
- ▶ Eight safety glass shelves
- ▶ Adjustable shelving
- ▶ 5" wheels in swivel casters, two with brakes
- ▶ Available in all F&B paint finish options

\*Model 6570-EN-6 – 6' version

Shown: 4' version in Black powder epoxy



	LENGTH	WIDTH	HEIGHT
IN:	48	14	68.5
CM:	122	36	174

**Model 6570-SS**

- ▶ Brushed stainless steel frame
- ▶ Eight safety glass shelves
- ▶ Adjustable shelving
- ▶ 5" wheels in swivel casters, two with brakes

\*Model 6570-SS-6 – 6' version

Shown: 4' version in Brushed Stainless Steel



	LENGTH	WIDTH	HEIGHT
IN:	48	14	68.5
CM:	122	36	174

**Model 6570-PS**

- ▶ Polished stainless steel frame
- ▶ Eight safety glass shelves
- ▶ Adjustable shelving
- ▶ 5" wheels in swivel casters, two with brakes

\*Model 6570-PS-6 – 6' version

Shown: 4' version in Polished Stainless Steel



	LENGTH	WIDTH	HEIGHT
IN:	48	14	68.5
CM:	122	36	174

**Model 6570-6**

- ▶ Polished solid brass frame
- ▶ Eight safety glass shelves
- ▶ Fixed outer shelving
- ▶ Adjustable center shelving
- ▶ 5" wheels in swivel casters, two with brakes

\*Model 6570 – 4' version

Shown: 6' version in Polished Brass




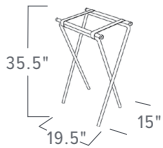
	LENGTH	WIDTH	HEIGHT
IN:	72	14	68.5
CM:	182	36	174

# TRAY STANDS

Forbes Tray Stands are unmatched in quality and durability. Choose from an array of colors and finishes to match your decor. Custom orders available upon request.




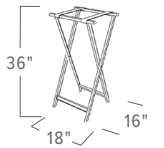
- Model 6850**
- ▶ Painted round steel frame
  - ▶ Two heavy-duty, polypropylene straps
  - ▶ Powder epoxy finish - see next page

	LENGTH	WIDTH	HEIGHT
IN:	19.5	15	35.5
CM:	50	39	91

Shown in Textured Black powder epoxy


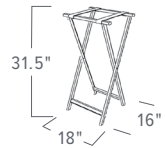
- Model 6861**
- ▶ Solid Oak frame
  - ▶ Two H.D. polypropylene straps
  - ▶ Extra tall (36")
  - ▶ Available finishes on next page

	LENGTH	WIDTH	HEIGHT
IN:	18	16	36
CM:	46	41	92

Shown in Satin Medium Oak

- Model 6860**
- ▶ Solid Oak frame
  - ▶ Two H.D. polypropylene straps
  - ▶ Standard height
  - ▶ Available finishes on next page

	LENGTH	WIDTH	HEIGHT
IN:	18	16	31.5
CM:	46	41	81

Shown in Satin Light Oak

## FINISH OPTIONS



## STEEL TRAY STAND CONSTRUCTION




- Heavy gauge steel tube
- Steel rivets and nylon spacers are used at pivot points
- Metal clips are glued and crimped on strap ends
- Available in four finishes

This design reduces fraying of strap ends, secures straps to rack more effectively and hides the hardware.



METAL CLIP STRAP END

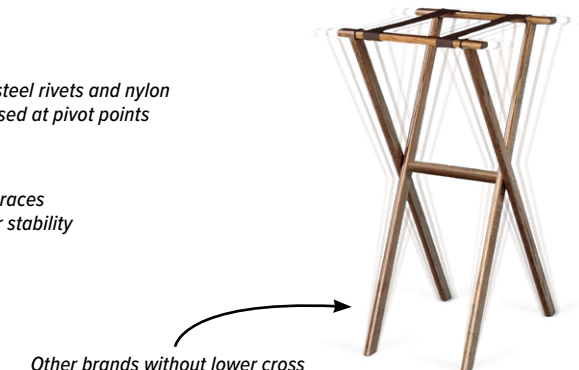
## OAK TRAY STAND CONSTRUCTION



- All oak stands are equipped with two horizontal cross braces near the bottom of the legs
- Brass plated steel rivets and nylon spacers are used at the pivot points
- Strap ends are folded over and pneumatically attached with 1/2" long heavy-duty construction staples
- All Forbes oak tray stands go through a six-step high quality, furniture-grade finishing process

Brass plated steel rivets and nylon spacers are used at pivot points

Lower cross braces provide better stability



Other brands without lower cross braces may wobble from side-to-side

**COMPANION CARTS**

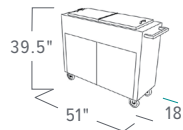
Don't forget the ice! Forgo the bucket brigade with one of our companion carts and keep your ice fresh longer. Customize the look, feel, and finish to match your mobile bar and back bar.



- Model 4432**
- ▶ Extra-capacity ice restock cart
  - ▶ Finished in HPL
  - ▶ Square tube push handle
  - ▶ Insulated stainless steel interior with drain and lid
  - ▶ Two swing style doors
  - ▶ Stainless steel lined interior for additional ice bucket storage
  - ▶ 5" wheels in swivel casters



	LENGTH	WIDTH	HEIGHT
IN:	51	18	39.5
CM:	130	46	101



Shown in Chocolate Malt HPL with Black powder epoxy painted handle



- Model 4422**
- ▶ Ice restock cart
  - ▶ Finished in HPL
  - ▶ Insulated stainless steel interior and lid
  - ▶ Reeded push handle
  - ▶ Metal laminate accent strip
  - ▶ 5" wheels in swivel casters, upgraded brass plated



	LENGTH	WIDTH	HEIGHT
IN:	32.25	17.5	31.75
CM:	82	45	81

Shown in Polar Cap HPL with Brass metal accents



- Model 4420**
- ▶ Ice restock cart
  - ▶ Finished in HPL
  - ▶ Insulated stainless steel interior and lid
  - ▶ 5" wheels in swivel casters

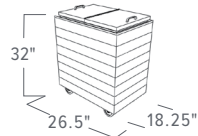


	LENGTH	WIDTH	HEIGHT
IN:	25.5	17.5	31.75
CM:	65	45	81

Shown in Ingot Gray HPL



- Model 4426**
- ▶ Ice restock cart
  - ▶ Weather resistant Tropical Hardwood exterior
  - ▶ Insulated stainless steel interior and lid
  - ▶ 5" wheels in swivel casters



	LENGTH	WIDTH	HEIGHT
IN:	26.5	18.25	32
CM:	68	47	82

Shown in Tropical Hardwood exterior

\*Can be used outdoors for a limited time under indirect sun and minimal moisture exposure.

**MOBILE BAR ACCESSORIES**



**MODEL 6117**  
Beer dispensing system



**MODEL 6116**  
In-counter hand wash system



**MODEL 6116-UC**  
Under-counter hand wash system



**MODEL 6118/ 6119**  
Premix system/Post-mix (bag-in-box) system



**MODEL 6131**  
Jumbo 2.5 sq. ft. capacity insulated stainless steel sink with drain



**MODEL 6055**  
Fixed corner bumpers



**MODEL 6054**  
Full wrap-around bumper



**MODEL 6150**  
Stainless steel lined interior base



**PADDED NYLON MOBILE BAR COVERS**  
Model 6285 - 5' padded nylon cover  
Model 6286 - 6' padded nylon cover

**PADDED NYLON BACK BAR COVERS**  
Model 6295 - 5' padded nylon cover  
Model 6296 - 6' padded nylon cover


\*For a complete list of finish options, please visit: [www.forbesindustries.com/finish-options](http://www.forbesindustries.com/finish-options).  
Not all accessories are available on all models. Call for more information.



**MODEL 6000**  
Custom logos



**IN-COUNTER RGB LED LIGHTING**  
\*Not available on all models.  
Call for pricing and availability.



**UNDER COUNTER RGB LED LIGHTING**  
\*Not available on all models.  
Call for pricing and availability.



# Mixology & Specialty Bar Carts

MIXOLOGY CARTS | WINE & CHAMPAGNE CARTS

## MIXOLOGY

BY FORBES // WITH CHRIS ADAMS

Early in his career, Chris Adams trained with a Master Bartender. He learned to be technically sound in the art and chemistry of Mixology and to understand the emotional connections guests form with each drink. Having in-depth knowledge of all the elements was only part of the equation. The stories and history behind those elements and pairings gave him the foundation to maximize his skills.

The only missing piece was having a method to deliver these experiences to guests. Chris and the Forbes Design Team collaborated to create several design concepts. The result: a unique line of Mixology Carts specifically focused on enhancing the Mixologist's presentation, tools, and ingredients.



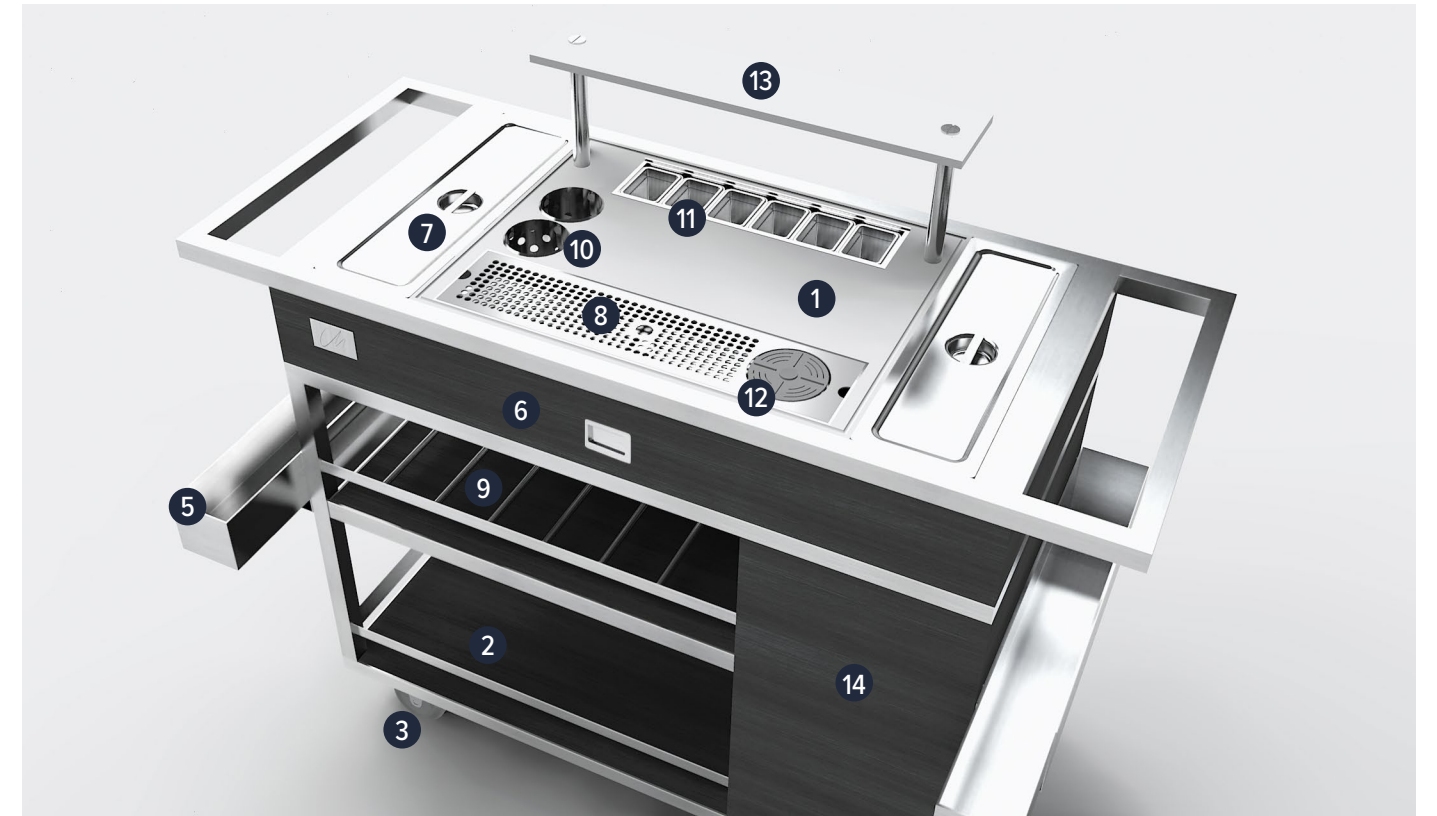
“Mixology for me, is no longer simply about cocktails, it is creating a 360-degree experience.”

## MIXOLOGY & SPECIALTY BAR CARTS

Mixology Features

### MIXOLOGY CART FEATURES

**Built-In Everything!** The Mixology Carts are designed with functionality in mind. Top-tier models are available with all the bells and whistles. This can include adjustable gallery rails, extending speed rails, built-in garnish and drip trays, storage for liquor, mixology tools, crushed and large format ice, a glass rinser and so much more!



**Three Top Configuration Options:** Depending on your needs, we provide three configuration options for the top.

**Customizable Cold Storage:** Designed for the experienced user, our insulated Mixology Carts accept standard-size food pans. This allows for the Mixologist to organize their ingredients. If items need to stay cold and not wet, it separates them from the ice. Within arm's reach larger pans for either crushed or large-format ice can be swapped out easily.

**Multiple Price Points:** Each design is offered at multiple price points to ensure you get the Mixology Cart you desire at a price point that fits your budget.

**Boosted Social Media Presence:** With all the hype around social media presence, Mixology Carts are sure to create those special one-of-a-kind post-worthy moments that everyone will want a piece of.

**ROI:** Professional Mixologists thrive on creating unique experiences for their guests. These carts are perfect for taking the show directly to the customer. The Mixology Cart is an income-generating machine on wheels!

\*Accessories are available. Please call for more details. \*For a complete list of finish options, please visit us online at: [www.forbesindustries.com](http://www.forbesindustries.com).

		ESSENTIALS	EXECUTIVE	ELITE
1	Black or White polyethylene work surface	•	•	•
2	Perimeter gallery rails on middle and base shelves	•	•	•
3	Four swivel casters (two with brakes)	•	•	•
4	Two standard speed rails	•	•	
5	Two sliding speed rails			•
6	Flip-out amenity drawer to store napkins, stirrers, etc.		•	•
7	Two customizable ice bins		•	•
8	Stainless steel drip tray		•	•
9	Adjustable glass dividers on center shelf		•	•
10	Built-in Mixology tool storage			•
11	Built-in condiment station with garnish tray or Mason jars (depending on model)			•
12	Built-in glass rinser			•
13	Drink presentation platform			•
14	One-third enclosed cabinet for additional storage			•

\*Options listed above are not available on Cartwheel Wine Carts.

# SANTA FE

The Santa Fe Mixology Carts offer a vintage look that features a distinctive X-Frame design and two decorative spoked wheels that give this cart a timeless vibe. The decorative fluted push handle is the icing on the cake that really makes this cart stand out.



## ELITE

**Model - F35-5525**

- ▶ Polyethylene work surface
- ▶ Finished in wood veneer
- ▶ Brushed stainless steel frame
- ▶ Drink presentation platform (9.5"H)
- ▶ Built-in condiment station with Mason jars
- ▶ Built-in Mixology tool storage
- ▶ Two customizable ice bins
- ▶ Stainless steel drip tray
- ▶ Built-in glass rinser
- ▶ One-third enclosed cabinet
- ▶ Flip-out amenity drawer
- ▶ Two sliding speed rails
- ▶ Adjustable glass dividers on center shelf



Shown with White Polyethylene work surface, Satin Black Wood Veneer, Brushed Stainless Steel Frame.  
\*Comes with 2 sliding speed rails.

	LENGTH	WIDTH	HEIGHT
IN:	57	31	38.5
CM:	145	79	98



## EXECUTIVE

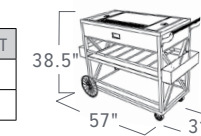
**Model - F35-5523**

- ▶ Polyethylene work surface
- ▶ Finished in HPL
- ▶ Brushed stainless steel frame
- ▶ Open body with shelf
- ▶ Two customizable ice bins
- ▶ Stainless steel drip tray
- ▶ Flip-out amenity drawer
- ▶ Two speed rails
- ▶ Adjustable glass dividers on center shelf



Shown with White Polyethylene work surface, Ice Fishin HPL, Brushed Stainless Steel Frame.  
\*Comes with 2 standard speed rails.

	LENGTH	WIDTH	HEIGHT
IN:	57	31	38.5
CM:	145	79	98



## ESSENTIALS

**Model - F35-5521**

- ▶ Polyethylene work surface
- ▶ Finished in HPL
- ▶ Powder epoxy painted frame
- ▶ Open body with shelf
- ▶ Two speed rails



Shown with White Polyethylene work surface, Ingot Gray HPL, Black Powder Epoxy Painted Frame.  
\*Comes with 2 standard speed rails. \*No drawer.

	LENGTH	WIDTH	HEIGHT
IN:	57	31	38.5
CM:	145	79	98



# MIXOLOGY

## SANTA FE SPECIAL FEATURES

- 1) Mason Jar garnish holders
- 2) Vintage accents include X-frame design, fluted push handle, decorative spoked wheels, and rustic-looking 4" casters with polyurethane tread that won't damage your floors
- 3) Polyethylene work surface (available in black or white)
- 4) 1/3 concealed storage cabinet (Elite only)

Shown: Essentials Santa Fe in Ingot Gray

# TROPICAL

The fashion forward, Tropical Mixology Carts offer an aesthetically pleasing look by blending hardwood and stainless steel. Executive and Elite models are constructed with an all stainless steel cabinet and clad in weather-resistant Tropical Hardwood making them great for outdoor use.

## ELITE



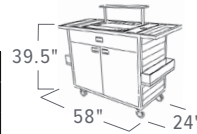
**Model - F35-5567**

- ▶ Polyethylene work surface
- ▶ Finished in Tropical Hardwood
- ▶ Brushed stainless steel frame
- ▶ Drink presentation platform (9.5"H)
- ▶ Built-in condiment station with garnish tray
- ▶ Built-in Mixology tool storage
- ▶ Two customizable ice bins
- ▶ Stainless steel drip tray
- ▶ Built-in glass rinser
- ▶ Enclosed cabinet with doors
- ▶ Flip-out amenity drawer
- ▶ Two sliding speed rails



Shown with White Polyethylene work surface, Tropical Hardwood Exterior, All Stainless Steel Body.  
\*Comes with 2 sliding speed rails.

	LENGTH	WIDTH	HEIGHT
IN:	58	24	39.5
CM:	148	61	100



SUITABLE FOR OUTDOOR USE



## EXECUTIVE



**Model - F35-5564**

- ▶ Polyethylene work surface
- ▶ Finished in Tropical Hardwood
- ▶ Brushed stainless steel frame
- ▶ Three-sided cabinet with shelf
- ▶ Two customizable ice bins
- ▶ Stainless steel drip tray
- ▶ Flip-out amenity drawer
- ▶ Two speed rails



Shown with White Polyethylene work surface, Tropical Hardwood Exterior, All Stainless Steel Body.  
\*Comes with 2 standard speed rails.

	LENGTH	WIDTH	HEIGHT
IN:	58	24	39.5
CM:	148	61	100



## ESSENTIALS



**Model - F35-5561**

- ▶ Polyethylene work surface
- ▶ Finished in HPL
- ▶ Brushed stainless steel frame
- ▶ Three-sided cabinet with shelf
- ▶ Two speed rails



Shown with Black Polyethylene work surface, Black Woodgrain HPL, All Stainless Steel Body.  
\*Comes with 2 standard speed rails. \*No drawer.

	LENGTH	WIDTH	HEIGHT
IN:	58	24	39.5
CM:	148	61	100



# MIXOLOGY

## TROPICAL SPECIAL FEATURES

- 1) All stainless steel constructed cabinet makes this cart great for outdoor use
- 2) Weather-resistant Tropical Hardwood exterior (Elite/Executive only)
- 3) Fully enclosed cabinet with pocket doors (\*Elite only)
- 4) Polyethylene work surface (available in black or white)

Shown: Elite Tropical

# RUSTICA

The Rustica Mixology Carts are perfect in almost any setting. They feature a powder-coated steel frame, charming veneer exterior, and our specially sourced vintage style 4" casters with polyurethane tread that won't damage your floors.

## ELITE



**★ Model - F35-5547**

- ▶ Polyethylene work surface
- ▶ Finished in wood veneer
- ▶ Powder epoxy finished frame
- ▶ Drink presentation platform (9.5"H)
- ▶ Built-in condiment station with Mason jars
- ▶ Built-in Mixology tool storage
- ▶ Two customizable ice bins
- ▶ Stainless steel drip tray
- ▶ Built-in glass rinser
- ▶ One-third enclosed cabinet
- ▶ Flip-out amenity drawer
- ▶ Two sliding speed rails
- ▶ Adjustable glass dividers on center shelf



Shown with White Polyethylene work surface, Satin Brown Mahogany-stained veneer, Black powder epoxy finished steel frame.  
\*Comes with 2 sliding speed rails.

	LENGTH	WIDTH	HEIGHT
IN:	55	24	38.5
CM:	137	61	98



## EXECUTIVE

**★ Model - F35-5545**

- ▶ Polyethylene work surface
- ▶ Finished in wood veneer
- ▶ Powder epoxy finished frame
- ▶ Open body with shelf
- ▶ Two customizable ice bins
- ▶ Stainless steel drip tray
- ▶ Flip-out amenity drawer
- ▶ Two speed rails
- ▶ Adjustable glass dividers on center shelf



Shown with White Polyethylene work surface, Satin Brown Mahogany-stained veneer, Black powder epoxy finished steel frame.  
\*Comes with 2 standard speed rails.

	LENGTH	WIDTH	HEIGHT
IN:	55	24	38.5
CM:	137	61	98



## ESSENTIALS

**★ Model - F35-5541**

- ▶ Polyethylene work surface
- ▶ Finished in HPL
- ▶ Powder epoxy painted frame
- ▶ Open body with shelf
- ▶ Two speed rails



Shown with White Polyethylene work surface, Cookies & Cream HPL, Black powder epoxy finished steel frame.  
\*Comes with 2 standard speed rails. \*No drawer.

	LENGTH	WIDTH	HEIGHT
IN:	55	24	38.5
CM:	137	61	98



# MIXOLOGY

## RUSTICA SPECIAL FEATURES

- 1) Mason Jar garnish holders
- 2) Vintage accents include exposed hardware, pipe handles, mesh ends, and rustic-looking 4" casters with polyurethane tread that won't damage your floors
- 3) Polyethylene work surface (available in black or white)
- 4) 1/3 concealed storage cabinet (Elite only)



Shown: Elite Rustica in Satin Brown Mahogany

# FOSS

If you're looking for more of a contemporary look and feel, the Foss Mixology Cart is sure to make a statement. This highly functional design offers clean lines and is available in a multitude of finish options to accent almost any environment.

## ELITE



### Model - F35-5515

- ▶ Polyethylene work surface
- ▶ Finished in wood veneer
- ▶ Brushed stainless steel frame
- ▶ Drink presentation platform (9.5"H)
- ▶ Built-in condiment station with garnish tray
- ▶ Built-in Mixology tool storage
- ▶ Two customizable ice bins
- ▶ Stainless steel drip tray
- ▶ Built-in glass rinser
- ▶ One-third enclosed cabinet
- ▶ Flip-out amenity drawer
- ▶ Two sliding speed rails
- ▶ Adjustable glass dividers on center shelf



Shown with White Polyethylene work surface, Satin Stormy Birch Wood Veneer, Brushed Stainless Steel Frame.

\*Comes with 2 sliding speed rails.

	LENGTH	WIDTH	HEIGHT
IN:	58	24	39.5
CM:	147	61	100



# MIXOLOGY

## FOSS SPECIAL FEATURES

- 1) Contemporary design with clean lines
- 2) 1/3 concealed storage cabinet (Elite only)
- 3) 4" Non-marking cushion wheels (two with brakes)
- 4) Polyethylene work surface (available in black or white)

Shown: Executive Foss in Looks Likatre

## EXECUTIVE



### Model - F35-5513

- ▶ Polyethylene work surface
- ▶ Finish in HPL
- ▶ Brushed stainless steel frame
- ▶ Open body with shelf
- ▶ Two customizable ice bins
- ▶ Stainless steel drip tray
- ▶ Flip-out amenity drawer
- ▶ Two speed rails
- ▶ Adjustable glass dividers on center shelf



Shown with White Polyethylene work surface, Looks Likatre HPL, Brushed Stainless Steel Frame.  
\*Comes with 2 standard speed rails.

	LENGTH	WIDTH	HEIGHT
IN:	58	24	39.5
CM:	147	61	100



## ESSENTIALS



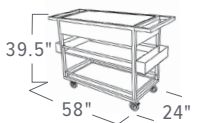
### Model - F35-5511

- ▶ Polyethylene work surface
- ▶ Finish in HPL
- ▶ Powder epoxy painted frame
- ▶ Open body with shelf
- ▶ Two speed rails



Shown with White Polyethylene work surface, Polar Cap HPL, Black Powder Epoxy Painted Frame.  
\*Comes with 2 standard speed rails. \*No drawer.

	LENGTH	WIDTH	HEIGHT
IN:	58	24	39.5
CM:	147	61	100





**CIRCA: IT'S TIME FOR AMAZING TABLESIDE COCKTAIL SERVICE**

It's time for the Circa Bar Cart and the creation of amazing cocktails mixed tableside. Its small footprint makes it easy to navigate among tables while it packs many big features and benefits for the Mixologist. Complete with ice storage, tool storage, ice dump, glass storage, and more (Elite Model), the Circa Bar Cart is perfect for tableside mixology and creating that custom cocktail that leaves your guests wanting more.

## CIRCA BAR CART

The Circa Bar Cart by Forbes lets you make the rounds in high style. As the mixologist rolls up tableside with the Circa Bar Cart your guests are sure to anticipate the extravaganza and the amazing custom cocktail that follows.



### ELITE FEATURES



Two 3.5 quart stainless steel Bains Marie



Built-in Mixology tool storage



Pull-out ice dump receptacle with splash guard




Two tiered bottom shelf for bottles and glassware



Solid brass gallery rails on all shelves



4" Brass plated casters (two with brakes)



\*Accessories are available. Please call for more details. \*For a complete list of finish options, please visit us online at: [www.forbesindustries.com](http://www.forbesindustries.com).



ELITE

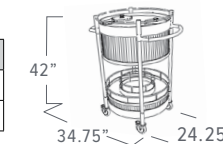
#### ★ Model - 5593



- ▶ Upgraded Solid Surface, Porcelain, or Terrazzo work surface
- ▶ Finished in solid wood tambour
- ▶ Solid Brass framework and handles
- ▶ Two 3.5 Q. stainless steel Bains Marie
- ▶ Built-in Mixology tool storage
- ▶ Pull-out drawer with ice dump receptacle with splash guard
- ▶ Two tiered bottom shelf for bottle and glassware storage
- ▶ Solid brass gallery rails on all shelves
- ▶ Powder epoxy painted support posts
- ▶ 4" Brass plated casters (two with brakes)

Shown in Venato Sparkle countertop and bottom shelf, Pure White Painted tambour exterior with Solid Brass Frame, Gunmetal Gray support posts, and Brass casters.

	LENGTH	WIDTH	HEIGHT
IN:	34.75	24.25	42
CM:	89	62	107



EXECUTIVE

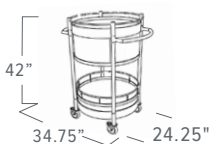
#### ★ Model - 5591



- ▶ Avonite work surface
- ▶ Finished in HPL
- ▶ Powder Epoxy painted framework and handles
- ▶ Pull-out amenity drawer
- ▶ Bottom shelf for bottle and glassware storage
- ▶ Powder epoxy painted gallery rails on all shelves
- ▶ Powder epoxy painted support posts
- ▶ 4" Brass or Chrome plated casters (two with brakes)

Shown in Alpine Shimmer Avonite countertop and bottom shelf, Continental Walnut HPL with Metallic Bronze Powder Epoxy Painted Frame, Textured Black support posts, and Chrome casters.

	LENGTH	WIDTH	HEIGHT
IN:	34.75	24.25	42
CM:	89	62	107



## WINE & CHAMPAGNE CARTS

Captivate your guests tableside with Wine & Champagne Carts from Forbes Industries. The irresistible appeal makes it difficult for your guests to refuse these enticing drink selections served right in front of them!



Model 5743



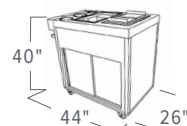
**Model 5570**

- ▶ Work Surface - Avonite
- ▶ Finish - High-pressure Laminate
- ▶ Powder epoxy painted frame
- ▶ Stainless steel speed rail with three sections
- ▶ Cup dispenser for 12-28oz cups
- ▶ Stainless steel Bain Marie
- ▶ Trash chute
- ▶ Plastic food pan
- ▶ Enclosed cabinet with one fixed shelf
- ▶ Two sliding doors



Shown in Alpine Shimmer Avonite Countertop, Greige HPL and black metal accents.

	LENGTH	WIDTH	HEIGHT
IN:	44	26	40
CM:	112	67	102



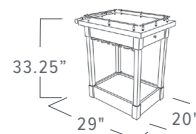
**Model 5536**

- ▶ Finished in wood veneer
- ▶ Four-sided gallery rails on counter
- ▶ Polished brass push handle
- ▶ Pull-out drawer
- ▶ Four stemware holders
- ▶ Concealed swivel casters



Shown in Satin Medium Oak and Polished Brass metal accessories.

	LENGTH	WIDTH	HEIGHT
IN:	29	20	33.25
CM:	74	51	85



**Model 5744**

- ▶ Solid wood top with polished stainless steel lining and recessed Avonite inlay
- ▶ Wood veneer and solid wood construction
- ▶ Two polished stainless steel curved handles
- ▶ Pull-out shelf
- ▶ Polished stainless steel gallery rails
- ▶ Plated casters for mobility



5744 - Shown in Cream Avonite and Satin Red Mahogany.  
\*5743 - Larger Oval Version shown in Alpine Shimmer Avonite and Satin Red Mahogany.

	LENGTH	WIDTH	HEIGHT
IN:	34	28	33
CM:	87	72	84



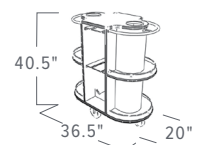
**Model 4832**

- ▶ Avonite top with T-molding
- ▶ Finished in HPL
- ▶ Stainless steel gallery rails and handles
- ▶ Two removable stainless steel Bains Marie
- ▶ Two Avonite glass racks in center
- ▶ 5" wheels in swivel casters



Main image shown in Black HPL and Gray Granite Avonite  
\*Thumbnail image shown Alpine Shimmer Avonite and Dining By Candlelight HPL.

	LENGTH	WIDTH	HEIGHT
IN:	36.5	20	40.5
CM:	93	51	103





## CARTWHEEL

After a great dinner, nothing hits the spot quite like a nice glass of your favorite late harvest. Enter the Cartwheel Wine Cart. Its frame provides a look of refined sophistication that effortlessly fits well in any classic or contemporary environment.



### ELITE

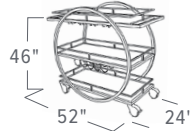
**Model - F35-5575**

- ▶ Avonite shelves
- ▶ Polished brass frame
- ▶ Built-in gallery rails on all shelves
- ▶ Stemware holders under top shelf
- ▶ Bottle holders under middle shelf



Shown in Alpine Shimmer Avonite Shelves and Polished Brass Frame.

	LENGTH	WIDTH	HEIGHT
IN:	52	24	46
CM:	132	61	117



### EXECUTIVE

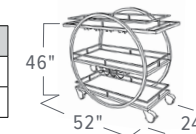
**Model - F35-5573**

- ▶ Avonite shelves
- ▶ Brushed stainless steel frame
- ▶ Built-in gallery rails on all shelves
- ▶ Stemware holders under top shelf
- ▶ Bottle holders under middle shelf



Shown in Alpine Shimmer Avonite Shelves and Brushed Stainless Steel Frame.

	LENGTH	WIDTH	HEIGHT
IN:	52	24	46
CM:	132	61	117



### ESSENTIALS

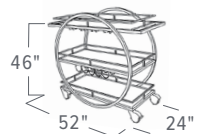
**Model - F35-5571**

- ▶ Scratch resistant HD HPL shelves
- ▶ Black powder epoxy frame
- ▶ Built-in gallery rails on all shelves
- ▶ Stemware holders under top shelf
- ▶ Bottle holders under middle shelf



Shown in Black HD HPL Shelves with Black Powder Epoxy Painted Steel Frame.

	LENGTH	WIDTH	HEIGHT
IN:	52	24	46
CM:	132	61	117



## MIXOLOGY CARTWHEEL SPECIAL FEATURES

- 1) Chic design with clean lines and decorative circular tube frame
- 2) Built-in vinyl-dipped stemware and wine bottle holders
- 3) Gallery rails on all shelves to keep items from falling off
- 4) All swivel casters (two with brakes)

Shown: Essentials Cartwheel in Black Powder Epoxy

## MIXOLOGY KITS

### Chris Adams Mixology Kits Include:

Ellis Bar Knife/Sharpener  
Shaker Tin—28 Oz  
Shaker Tin—20 Oz  
Dual-sided Paddle Bar Spoon

Dual-sided Teardrop Bar Spoon  
Hawthorne Strainer  
Julep Strainer  
Fine Strainer

Garnish Tweezers  
One-sided Jigger  
Ice Tongs  
Muddler



# ROLLING DISPLAYS

## VERSATILE PRODUCT LINE

Rolling Displays are suitable for use as a food display, back bar, literature stand, accent piece, or anything in between.

## BUILT-IN MOBILITY

Each Rolling Display is completely mobile and comes equipped with swivel casters and brakes to allow for effortless mobility as well as the ability to lock into place.

## VARIETY OF STYLES

Ranging from classic contemporary to modern mid-century, there's sure to be a Rolling Display to complement your decor and style.

## PRECISE ENGINEERING

Countless hours were spent meticulously engineering and vigorously testing each Rolling Display design to ensure that you get the most out of your investment.

## QUALITY CRAFTSMANSHIP

We use state of the art equipment alongside traditional handcrafted construction processes to provide an aesthetically pleasing product that's built to last.

## MULTIPLE PRICE POINTS

Choice matters. Each design is offered at multiple price points to ensure you get the Rolling Display you like at the price point that satisfies your budgetary needs.

## SEVERAL FINISH OPTIONS

With dozens of finish options to choose from, we are confident that we have the perfect finish combination for you.



*Shown: Executive Series Euclid Rolling Display with gray tempered glass shelves paired with gray tempered glass EcoFlex Tables*

*For a complete list of finish options, please visit: [www.forbesindustries.com/finish-options](http://www.forbesindustries.com/finish-options).*

# Rolling Displays

## ROLLING DISPLAYS

Styles

CENTURY | QUAD | EUCLID | RUSTICA | FOSS | CLASSIC | MANHATTAN



Shown: Custom Century Executive Series in Lunar Legno HPL and Alpine Shimmer countertop paired with the Mystique Bar.

## CENTURY

Sporting a uniquely modern design, the Century is going to turn some heads. This Rolling Display is great for large gatherings where usable space is everything. It features a 6 foot wingspan with full length shelves and is accessible from both sides making it great for a dual back bar set up. Complete with LED accent lighting and concealed casters for mobility, the Century Rolling Display is ready for business.



Shown: Executive Series in Wedding Cake HPL finish with brushed stainless steel

## ELITE

### ★ Model 6586

- ▶ Finished in wood veneer
- ▶ Brushed stainless frame and accents
- ▶ Eight tempered glass shelves framed in stainless steel
- ▶ LED Downlights
- ▶ Swivel casters, concealed



## EXECUTIVE

### ★ Model 6583

- ▶ Finished in HPL
- ▶ Brushed stainless frame and accents
- ▶ Eight tempered glass shelves framed in stainless steel
- ▶ LED down lights
- ▶ Swivel casters, concealed



## ESSENTIALS

### ★ Model 6581

- ▶ Finished in HPL
- ▶ Powder Epoxy painted frame and accents
- ▶ Eight tempered glass shelves framed in painted steel
- ▶ Open center divider, No LED downlights
- ▶ Swivel casters, concealed



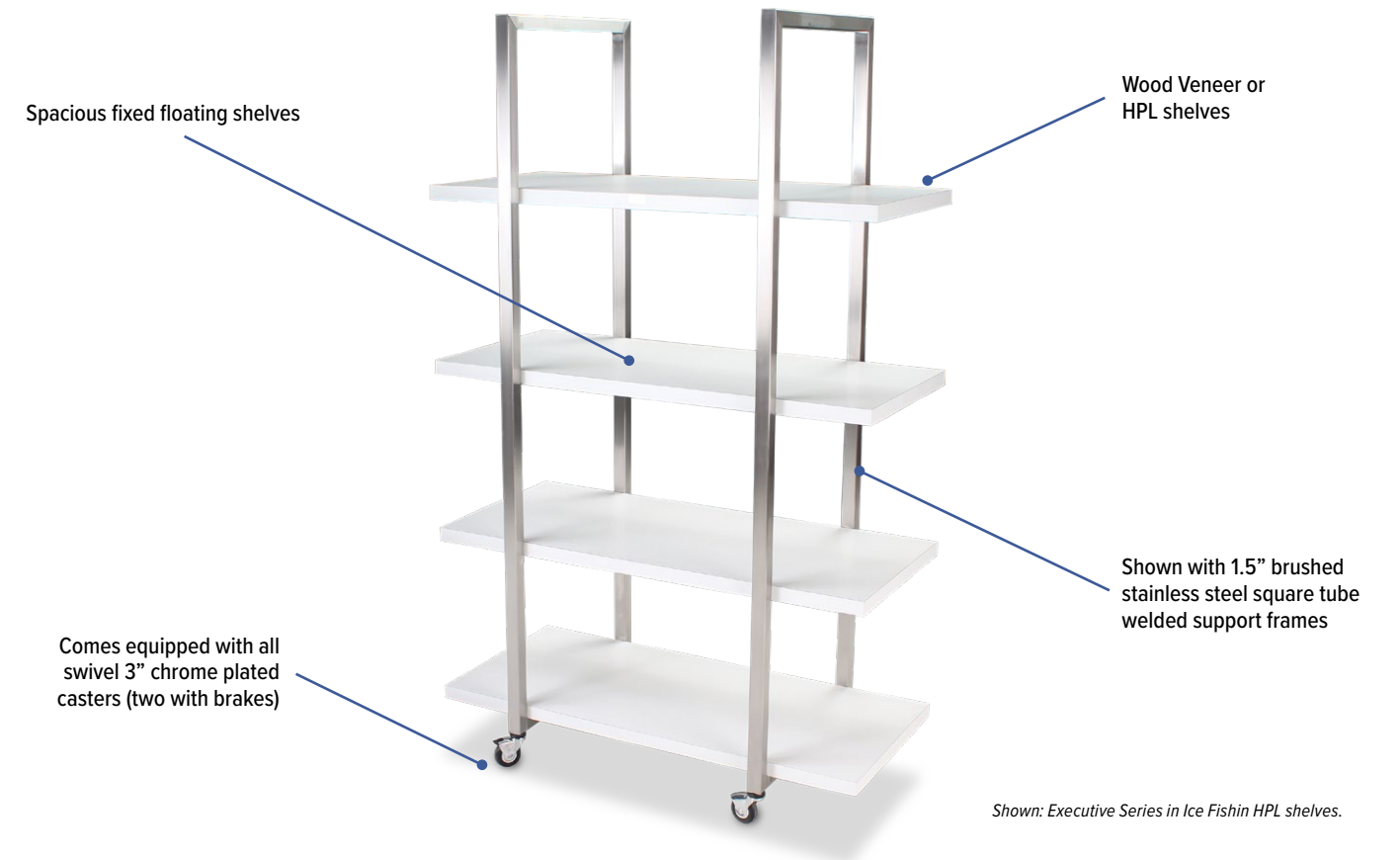
	LENGTH	WIDTH	HEIGHT
IN:	72	26	78
CM:	182	66	199



Shown: Quad Essentials in Metallic Bronze Powder Epoxy and Polar Cap Textured HPL paired with the Mystique Bar.

## THE QUAD

The simple and well-balanced design of The Quad Rolling Display is the epitome of the maxim, “less is more.” Its minimalistic design, paired with numerous finish options, will seamlessly accent any decor. The illusion of floating shelves helps to create the feeling of added space while making everything displayed more accessible. Whether you intend to use it as a food display, back bar, or anything in between, the four long shelves provide ample space for you to customize arrangements for any event.



### ELITE

- ★ **Model 6506**
- ▶ Shelves - Wood Veneer
- ▶ Frame - Brushed Stainless Steel



### EXECUTIVE

- ★ **Model 6503**
- ▶ Shelves - High Pressure Laminate
- ▶ Frame - Brushed Stainless Steel

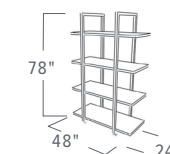


### ESSENTIALS

- ★ **Model 6500**
- ▶ Shelves - High Pressure Laminate
- ▶ Frame - Powder Epoxy Finish



	LENGTH	WIDTH	HEIGHT
IN:	48	24	78
CM:	122	61	199




# EUCLID

As described by Euclid, the father of geometry, an isosceles triangle is one having exactly two equal sides. The beauty of this simplistic shape is the complexity of possible configurations that are born when combining two or more units. Another advantage to its unconventional shape is its ability to nestle into corners. Personalize your look with several shelf options ranging from clear or smoked gray tempered glass to our plethora of Terrazzo options. Give your venue a touch of class with the Euclid Rolling Display.

Shelves are available in several finish options including acrylic, clear or gray tempered glass, and several Terrazzo options

The Euclid's unique shape allows you to conveniently nest it in corners or combine multiple units to create stunning custom configurations



Euclid is built with robust 1 1/2" square tube vertical uprights paired with 1" square tube horizontal shelf supports

Comes equipped with all swivel 3" chrome plated casters with brakes

Shown: Elite Series with Black Crystal Trend Glass shelves.

## ELITE

- ★ **Model 6556**
- ▶ Shelves - Terrazzo
- ▶ Frame - Brushed Stainless Steel



## EXECUTIVE

- ★ **Model 6553**
- ▶ Shelves - Tempered Glass
- ▶ Frame - Brushed Stainless Steel



## ESSENTIALS

- ★ **Model 6550**
- ▶ Shelves - Clear Acrylic
- ▶ Frame - Powder Epoxy Finish Steel



	LENGTH	WIDTH	HEIGHT
IN:	36	19.5	78.5
CM:	92	50	200



Shown: Euclid Rolling Display Executive Series in Brushed stainless steel with tempered glass shelves.

# RUSTICA

In an age where smart phones and flying drones are commonplace, sometimes it's nice to take a step back to a simpler time. Rustic decor has made a full comeback proving that everything comes full circle. Inspired by the popularity of Forbes' Rustica Nesting Table Series, the four tiered Rustica Rolling Display is the perfect companion to compliment your set. It boasts our specially sourced vintage style casters and three different shelf style options to suite your needs. Take a step back from the virtual and a step towards the authentic with the Rustica Rolling Display.

Shown in black powder epoxy finished pipe frames

Horizontal supports act as gallery rails to keep items from falling off

Frames are assembled with tee pipe fittings for an authentic look



Shown in Rustic Vintage Wood shelves. Also available in Galvanized Steel or Knotty Pine



Vintage style 4" casters with polyurethane tread so that they won't damage your floors (two with brakes)

Shown: 4' Elite Series in Rustic Vintage Wood shelves.

## ELITE

### ★ Model 6546

- ▶ Shelves - Rustic Vintage Wood
- ▶ Frame - Powder Epoxy Finish
- ▶ Available in 4', 5', and 6' lengths

\* Model 6546-4: 4-foot  
 \* Model 6546-5: 5-foot  
 \* Model 6546-6: 6-foot



## EXECUTIVE

### Model 6543

- ▶ Shelves - Galvanized Steel
- ▶ Frame - Powder Epoxy Finish
- ▶ Available in 4', 5', and 6' lengths

\* Model 6543-4: 4-foot  
 \* Model 6543-5: 5-foot  
 \* Model 6543-6: 6-foot



	LENGTH	WIDTH	HEIGHT
IN:	48	24	78
CM:	122	61	199



## ESSENTIALS

### Model 6540

- ▶ Shelves - Knotty Pine
- ▶ Frame - Powder Epoxy Finish
- ▶ Available in 4' and 5' lengths

\* Model 6540-4: 4-foot  
 \* Model 6540-5: 5-foot  
 \* Model 6540-6: 6-foot



# FOSS

Based on the popularity of the Foss Nesting Tables, Forbes was inspired to create a companion Rolling Display to complement the set. Complete with the same stylish waterfall edges and robust 1.5" steel tube frame, the Foss Rolling Display features adjustable shelving which allows you to customize the shelf heights based on your needs. The compact footprint and vertical display area combine to make the Foss a great solution for smaller areas. Add the finishing touch to your decor with the Foss Rolling Display.



Shown: Elite Series Satin Red Mahogany Wood Veneer.

## ELITE

- ★ **Model 6516**
- ▶ Shelves - Wood Veneer
- ▶ Frame - Brushed Stainless Steel



## EXECUTIVE

- ↔ **Model 6513**
- ▶ Shelves - High Pressure Laminate
- ▶ Frame - Brushed Stainless Steel



## ESSENTIALS

- ↔ **Model 6510**
- ▶ Shelves - High Pressure Laminate
- ▶ Frame - Powder Epoxy Finish



	LENGTH	WIDTH	HEIGHT
IN:	24	24	78
CM:	61	61	199



Shown: Executive Series in Lunar Legno HPL paired with the Foss Nesting Tables.

# ROLLING DISPLAYS

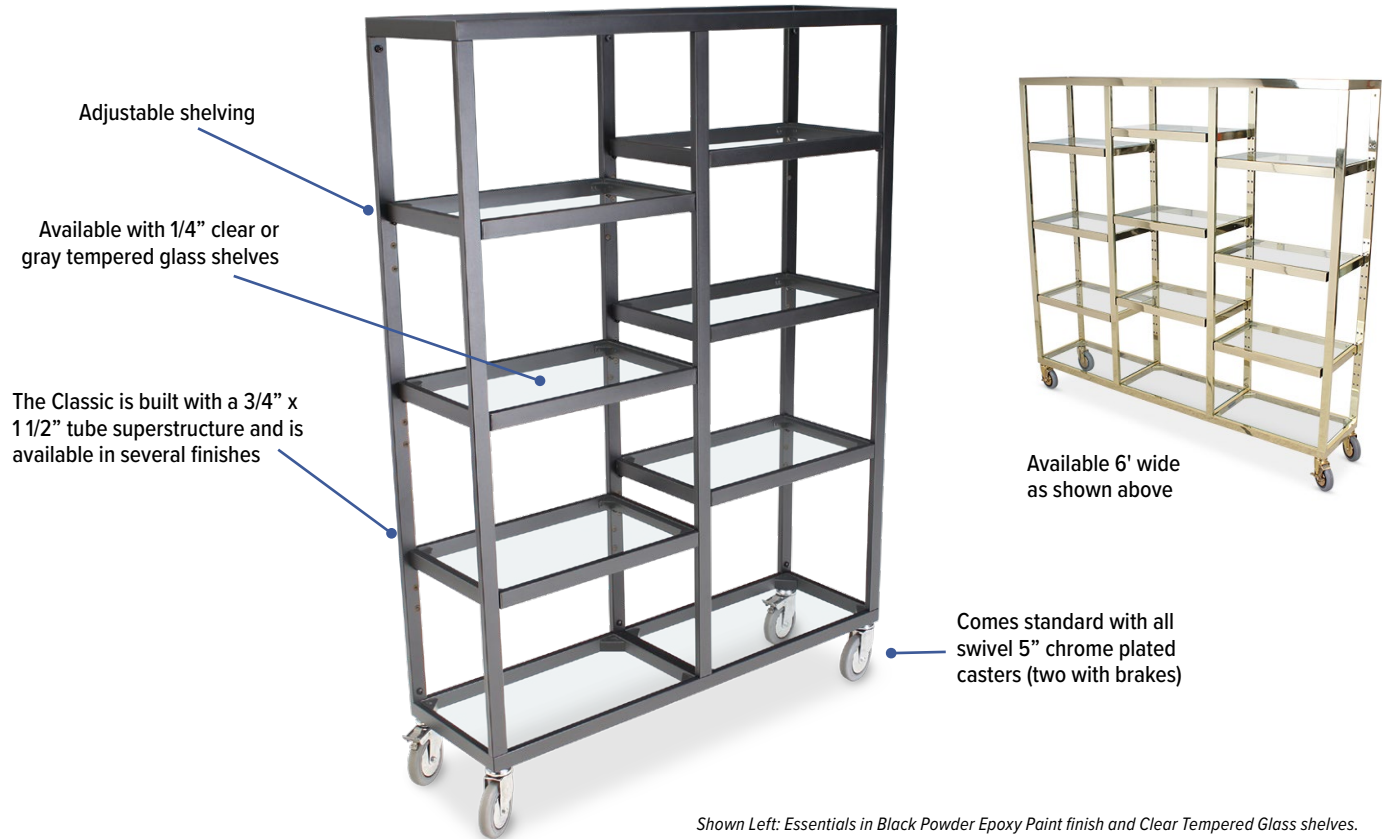


*Shown: Essentials in Metallic Bronze Powder Epoxy and Polar Cap Textured HPL and paired with Foss Nesting Tables.*



# THE CLASSIC

Classic rock, Classic cars, Classic Etagères. Classics are the originators of themes, genres, or styles and are generally recognized for serving as standards of excellence. They are not born as “classics” per se; they usually have a unique, timeless, or lasting quality about them that earns them that title. This Etagère has been one of our customer’s favorites since its introduction last century. It could be described with adjectives like “simple,” “clean,” and “timeless.” But we think the one that describes it perfectly is “Classic”.



Adjustable shelving

Available with 1/4" clear or gray tempered glass shelves

The Classic is built with a 3/4" x 1 1/2" tube superstructure and is available in several finishes

Available 6' wide as shown above

Comes standard with all swivel 5" chrome plated casters (two with brakes)

Shown Left: Essentials in Black Powder Epoxy Paint finish and Clear Tempered Glass shelves. Top right: 6' wide Elite Series in Solid Brass and Clear Tempered Glass Shelves.

## ELITE

- ★ **Model 6570**
- ▶ Shelves - Tempered Glass
- ▶ Frame - Solid Brass with a polished finish

\* Model 6570-4: 4-foot  
\* Model 6570-6: 6-foot



## EXECUTIVE

- ★ **Model 6570-SS/PS**
- ▶ Shelves - Tempered Glass
- ▶ Frame - Brushed/Polished Stainless Steel

\* Model 6570-SS-4: 4-foot in Brushed Stainless Steel  
\* Model 6570-PS-4: 4-foot in Polished Stainless Steel  
\* Model 6570-SS-6: 6-foot in Brushed Stainless Steel  
\* Model 6570-PS-6: 6-foot in Polished Stainless Steel



## ESSENTIALS

- ★ **Model 6570-Epoxy**
- ▶ Shelves - Tempered Glass
- ▶ Frame - Powder Epoxy Paint Finish

\* Model 6570-4-PNT: 4-foot  
\* Model 6570-6-PNT: 6-foot  
Please note: "PNT" is replaced with paint finish suffix, please see Food & Beverage Finish Guide.



	LENGTH	WIDTH	HEIGHT
IN:	48	14	68.5
CM:	122	36	174



Shown: Essentials series in Black Powder Epoxy.

# MANHATTAN

With a mobile shelving design like no other, the Manhattan Rolling Display functions as impressively as it looks. The slat wall design echoes the architectural beauty of the high-rises that paint the Manhattan skyline. Combine this with the versatility and strength of reinforced aluminum inserts for adjustable shelving and you get the Manhattan Rolling Display. This truly unique piece, complemented by its cunning functionality, evokes an urban appeal that is reminiscent of the city that never sleeps.



Shown: Executive Series in Mahogany HPL.

## ELITE

### Model 6566

- ▶ Back Panel/Shelves - Laminate
- ▶ Inserts - Gold Anodized Aluminum
- ▶ Frame - Brushed Brass



## EXECUTIVE

### Model 6563

- ▶ Back Panel/Shelves - Laminate
- ▶ Inserts - Natural Aluminum
- ▶ Frame - Brushed Stainless Steel



## ESSENTIALS

### Model 6560

- ▶ Back Panel/Shelves - Laminate
- ▶ Inserts - Natural Aluminum
- ▶ Frame - Powder Epoxy Finish



	LENGTH	WIDTH	HEIGHT
IN:	48	20	78
CM:	122	51	199



Shown: Elite Series in Upland Stone HPL

# Nesting & Catering Tables

MOBILE NESTING TABLES | ECOFLEX LINENLESS BANQUET TABLES  
LINENLESS CATERING TABLES | FOLDING CATERING TABLES



Shown: Tilt Nesting Table in Chocolate Malt HPL

## NESTING & CATERING TABLES Mobile Nesting Tables

### MOBILE NESTING TABLES

**VERSATILE CONFIGURATIONS**

Designed to be arranged in a variety of functional, aesthetically pleasing configurations

**BUILT-IN MOBILITY**

Four swivel casters, including two with brakes, allow easy movement and the ability to lock in place

**SPACE SAVING**

Beautifully designed for easy storage and a compact footprint, no need to move them to the "back of the house"

**MULTIPLE HEIGHTS**

Tiered height structure provides a dimensional presentation not available with standard serving tables

**RECESSED TOPS**

Countertops are inset from leg frames to protect corners from being damaged during moves

**VARIETY OF STYLES**

Ranging from sophisticated elegance to modern rustic, there's sure to be a line to fit your decor

**QUALITY CRAFTSMANSHIP**

Vigorous engineering and unmatched durability provide a product that's built to last, increasing ROI

**MULTIPLE PRICE POINTS**

Multiple price points to meet your budgetary needs



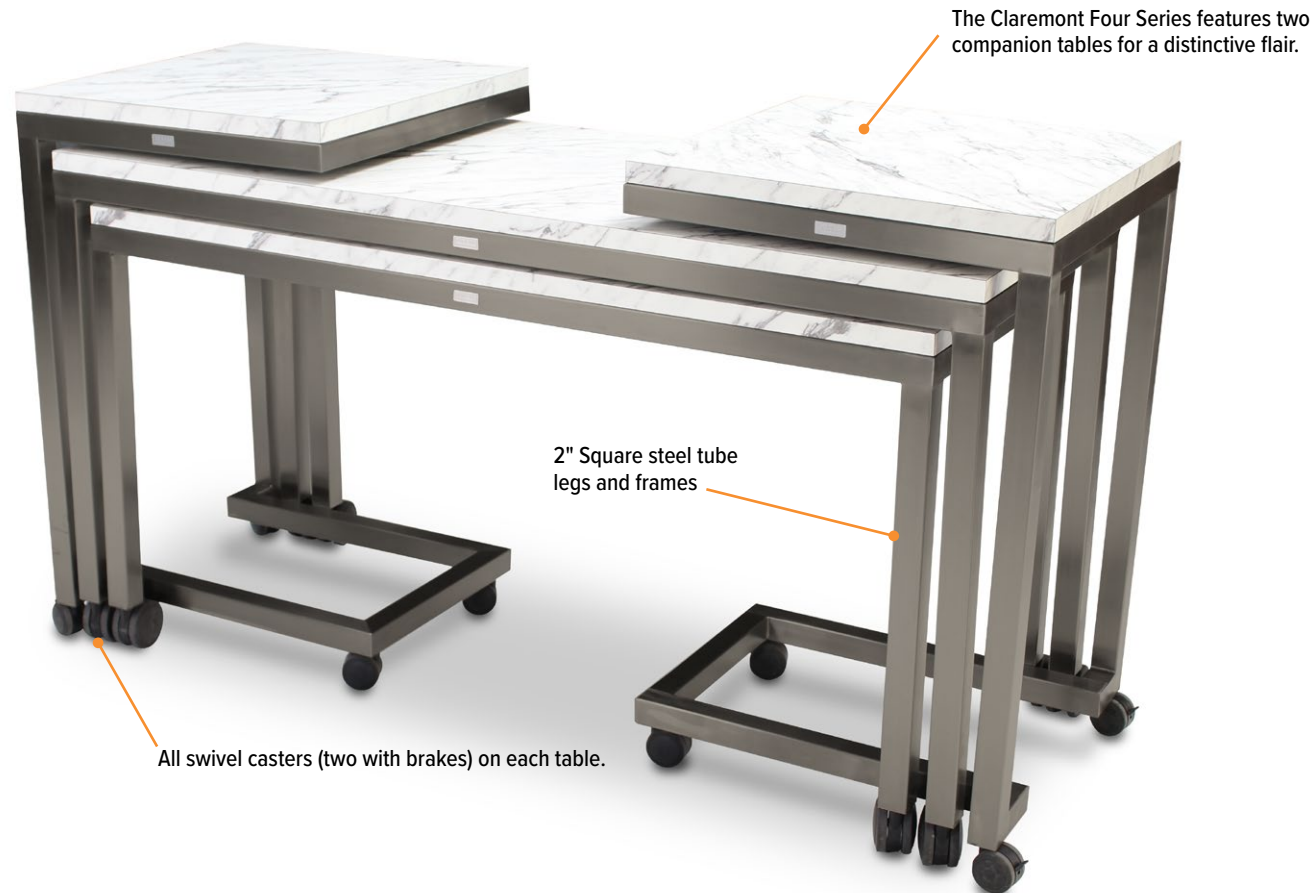
Mobile Nesting Tables



Shown: Executive Claremont Three-Series in Upland Stone HPL tops

## CLAREMONT FOUR

Bring fashion and function to your venue with the Claremont Nesting Tables by Forbes Industries. The Claremont Series is inspired by the diverse scene of sunny Southern California and is designed to fit virtually any décor. A set of four brushed stainless steel nesting tables with beautiful Acacia Driftwood tops provides functionality and versatility for any property or event.



Shown in: Essentials Series in Calcutta Marble HPL tops and Metallic Bronze powder epoxy frames.

## CLAREMONT THREE

Also inspired by sunny Southern California, the Claremont Three is designed to fit virtually any decor and is available as a set of three tables. Claremont Tables are built with the strength of 2" square tube leg frames and complemented by your choice from our wide selection of beautiful surface options that range from premium high-pressure laminates to our stylish Acacia wood countertops.



Shown in: Executive Series in Pyrenees Marble HPL tops.

### ELITE

- ★ **Model 7407**
- ▶ Tops - Acacia wood
- ▶ Frames - Brushed Stainless Steel



### EXECUTIVE

- ★ **Model 7404**
- ▶ Tops - High-pressure Laminate
- ▶ Frames - Brushed Stainless Steel



### ESSENTIALS

- ★ **Model 7401**
- ▶ Tops - High-pressure Laminate
- ▶ Frames - Powder Epoxy Finish



Three different Acacia finishes to choose from (only available on "Elite" Claremont and "Elite" Fiji Series Nesting Tables).



ACACIA WEATHERED



ACACIA NATURAL



ACACIA DRIFTWOOD

TABLE SIZE	LENGTH	WIDTH	HEIGHT
END - IN:	30	30	44
CM:	77	77	112
LRG - IN:	72	30	40.25
CM:	183	77	103
MED - IN:	66	30	36.5
CM:	168	77	93

### ELITE

- ★ **Model 7408**
- ▶ Tops - Acacia wood
- ▶ Frames - Brushed Stainless Steel



### EXECUTIVE

- ★ **Model 7405**
- ▶ Tops - High-pressure Laminate
- ▶ Frames - Brushed Stainless Steel



### ESSENTIALS

- ★ **Model 7402**
- ▶ Tops - High-pressure Laminate
- ▶ Frames - Powder Epoxy Finish



Three different Acacia finishes to choose from (only available on "Elite" Claremont and "Elite" Fiji Series Nesting Tables).



ACACIA WEATHERED



ACACIA NATURAL



ACACIA DRIFTWOOD

TABLE SIZE	LENGTH	WIDTH	HEIGHT
LRG - IN:	72	30	40.25
CM:	183	77	103
MED - IN:	66	30	36.5
CM:	168	77	93
SML - IN:	60	30	32.5
CM:	153	77	83

## FOSS SERIES

With its minimalistic design and unique nesting companion tables, the Foss Series is sure to be the focal point of the room. The Foss Series was inspired by Northern European design and was named after the Norwegian word for waterfall. It boasts a contemporary look with clean lines and stylistic waterfall countertop edges that are sure to add a sleek and refreshing statement to your decor.



Shown in: Essentials Series in Polar Cap HPL tops and Metallic Bronze powder epoxy frames.

### ELITE

- Model 7417**
- ▶ Tops - Wood Veneer
- ▶ Frames - Brushed Stainless Steel



### EXECUTIVE

- Model 7414**
- ▶ Tops - High-pressure Laminate
- ▶ Frames - Brushed Stainless Steel



TABLE SIZE	LENGTH	WIDTH	HEIGHT
LRG - IN:	72	30	38.5
CM:	183	77	98
SML - IN:	32	27	30.5
CM:	82	69	78

### ESSENTIALS

- Model 7411**
- ▶ Tops - High-pressure Laminate
- ▶ Frames - Powder Epoxy Finish



Shown: Executive Series finished in Lunar Legno HPL

## RUSTICA SERIES

Embrace rustic charm and warmth accompanied by modern craftsmanship with the Rustica Series. These tables are offered with your choice of three country-inspired countertop options paired with black pipe leg frames, and our specially sourced vintage style casters. These unique casters feature a worn look with intentional imperfections and a special polyurethane tread so that they won't damage your floors. If these tables could talk, we're sure they'd have some stories to tell.

Shown with Rustic Vintage Wood tops  
(only available on "Elite" Rustica Series)

Black Powder Epoxy finished  
steel pipe legs and frames

Leg frames assembled with tee  
pipe fittings for an authentic look

Shown in: Elite Series in Satin Brown Mahogany tops.

Vintage style casters with  
polyurethane tread so that they  
won't damage your floors



Shown in: Executive Series in  
Galvanized Steel tops.

### ELITE

-  **Model 7447**
-  ▶ Tops - Rustic Vintage Wood
-  ▶ Frames - Black Pipe



### EXECUTIVE

-  **Model 7444**
-  ▶ Tops - Galvanized Steel
-  ▶ Frames - Black Pipe



### ESSENTIALS

-  **Model 7441**
-  ▶ Tops - Knotty Pine
-  ▶ Frames - Black Pipe



TABLE SIZE	LENGTH	WIDTH	HEIGHT
LRG - IN:	72	30	35.75
CM:	183	77	91
MED - IN:	64	27	32.75
CM:	163	69	84
SML - IN:	56	24	29.75
CM:	143	61	76



Fiji Series  
Nesting Tables 

*Shown: Essentials Series in Wedding Cake HPL top.*

# NESTING & CATERING TABLES

Mobile Nesting Tables

## FIJI SERIES

Embrace the free spirit of the tropical islands and coastal living with the Fiji Series. The leg frames on these tables drive the natural look and feel of the tropics with a stylistic slat design formed from reinforced steel to provide the strength and durability you've come to expect from Forbes. Finish your tables off with our vast selection of countertop options to personalize your look and create a one-of-a-kind set of furniture that will enhance your decor for years to come.



### ELITE

- Model 7438**
- ▶ Tops - Acacia wood
- ▶ Frames - Black Powder Epoxy Steel



### EXECUTIVE

- Model 7435**
- ▶ Tops - High-pressure Laminate
- ▶ Frames - Black Powder Epoxy Steel



### ESSENTIALS

- Model 7431**
- ▶ Tops - High-pressure Laminate
- ▶ Frames - Black Powder Epoxy Steel



Three different Acacia finishes to choose from (only available on "Elite" Claremont and "Elite" Fiji Series Nesting Tables).



ACACIA WEATHERED



ACACIA NATURAL



ACACIA DRIFTWOOD

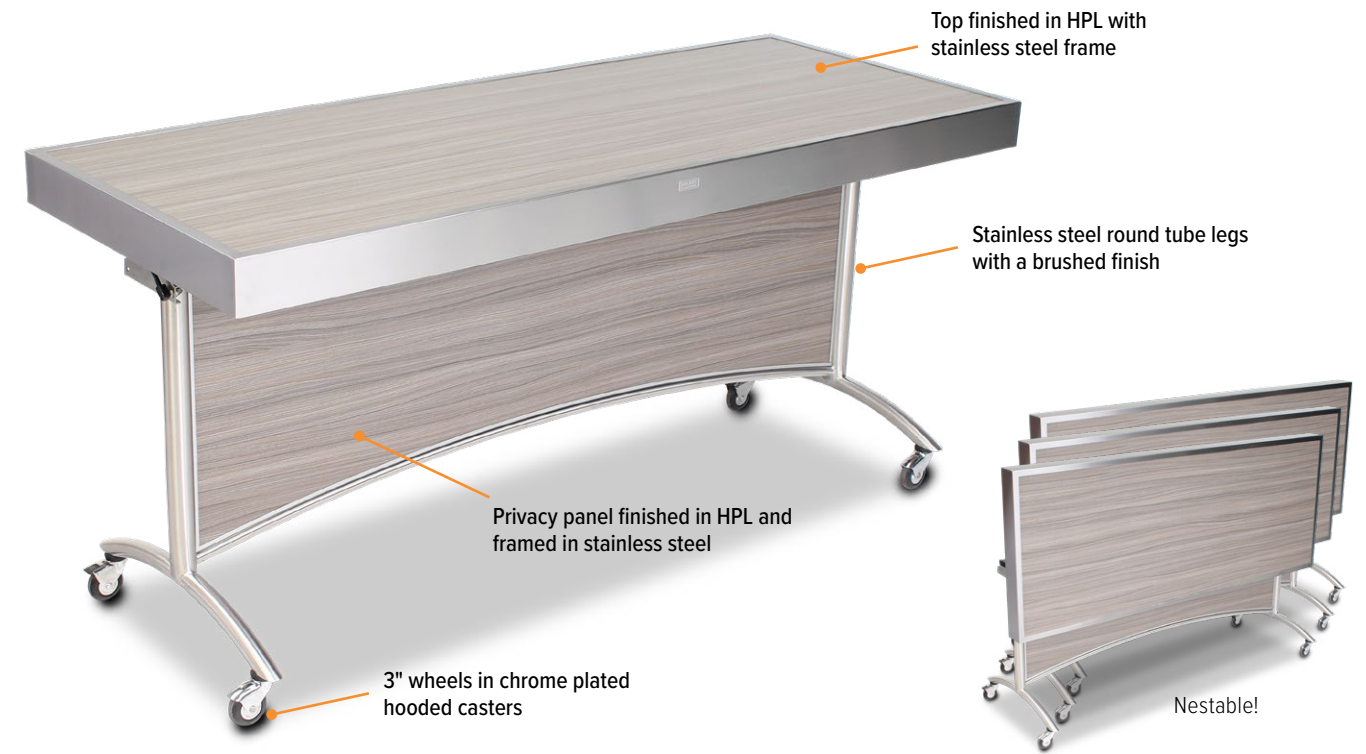
TABLE SIZE	LENGTH	WIDTH	HEIGHT
LRG - IN:	72	30	36
CM:	183	77	92
MED - IN:	66	30	33
CM:	168	77	84
SML - IN:	60	30	30
CM:	153	77	77

# NESTING & CATERING TABLES

Tilt Series Tables

## TILT SERIES

Tilt Mobile Tables (nestable - 6-ft) with Stainless steel framed laminate tabletop, stylish legs and curved support bar are constructed out of heavy gauge stainless steel tube, with 3" chrome hooded caster. All units include a decorative panel.



### Model 7013-6

- ▶ Nestable design
- ▶ Modern privacy panel with arch design
- ▶ Brushed Stainless HPL accents
- ▶ Stainless steel tube construction
- ▶ 3" Black wheels



\*Model 7013-5 for 5' version  
\*Model 7013-8 for 8' version

	LENGTH	WIDTH	HEIGHT
IN:	75.5	30	36
CM:	193	77	92



Shown in: Chocolate Malt HPL



Shown in: Wedding Cake HPL



Versatile • Eco-Friendly • Lightweight • Stylish

# EcoFlex Tables



The **EcoFlex Linenless Banquet Tables** are available in a variety of different sizes to suit your catering and banquet needs. Our EcoFlex line is available at multiple price points to ensure there is a set available that will satisfy your budgetary needs. Customize your collection by choosing from various tabletop sizes, shapes, heights, and finishes. Choose your table's look with a choice of side or corner mount leg designs finished in either brushed stainless steel or one of our powder epoxy finishes. Tops are available in a variety of surface options ranging from our eco-friendly Terrazzo glass/stone, stunning stone-looking porcelain, or double-sided High-pressure Laminates. The unique design of our EcoFlex tables allows for fast and easy set-up, making them perfect for catering and banquets on any occasion. After use, simply remove the tops, fold the leg frames and load them on the transport/storage carts. No tools required.

Shown in: Suede HPL

## NESTING & CATERING TABLES

EcoFlex Linenless Banquet Tables

### ECOFLEX LINENLESS BANQUET TABLE OPTIONS

Our EcoFlex Linenless Banquet Tables are the premiere linenless table on the market, with a wide selection of finish combinations available to fit any decor. Save time and money with this linenless table solution. Durable and elegant, EcoFlex Linenless Banquet Tables set up and break down in seconds with no tools required. Perfect for any event!



Standard Frame Finished in Brushed Stainless Steel		
TABLETOP SIZE/SHAPE	SIDE MOUNT	CORNER MOUNT
24" X 24" (SQUARE)	7021	7023
24" (ROUND)	7025	
30" X 30" (SQUARE)	7027	7031
30" (ROUND)	7033	
36" X 36" (SQUARE)	7035	7037
30" X 60" (RECTANGLE)	7039	
36" X 72" (RECTANGLE)	7043	



**BRUSHED STAINLESS STEEL (SS)**

Standard Frame Finished in Powder Epoxy		
TABLETOP SIZE/SHAPE	SIDE MOUNT	CORNER MOUNT
24" X 24" (SQUARE)	7022	7024
24" (ROUND)	7026	
30" X 30" (SQUARE)	7028	7032
30" (ROUND)	7034	
36" X 36" (SQUARE)	7036	7038
30" X 60" (RECTANGLE)	7040	
36" X 72" (RECTANGLE)	7044	



**HIGH GLOSS WHITE (HGW)**



**TEXTURED BLACK (EN)**



**HIGH GLOSS BLACK (HEN)**



**METALLIC BRASS (GB)**



**METALLIC BRONZE (MB)**



**GUNMETAL GRAY (GMG)**

Fiji Style Frame Finished in Powder Epoxy		
TABLETOP SIZE/SHAPE	SIDE MOUNT	CORNER MOUNT
24" X 24" (SQUARE)	7060	7061
24" (ROUND)	7062	
30" X 30" (SQUARE)	7063	7064
30" (ROUND)	7065	
36" X 36" (SQUARE)	7066	7067
30" X 60" (RECTANGLE)	7068	
36" X 72" (RECTANGLE)	7069	



**HIGH GLOSS WHITE (HGW)**



**TEXTURED BLACK (EN)**



**HIGH GLOSS BLACK (HEN)**



**METALLIC BRASS (GB)**




**METALLIC BRONZE (MB)**



**GUNMETAL GRAY (GMG)**

THREE TABLETOP SHAPES TO CHOOSE FROM



FIVE HEIGHT OPTIONS



TWO FRAME MOUNT OPTIONS




**ECO Flex Tables**  
Versatile • Eco-Friendly • Lightweight • Stylish

AVAILABLE FRAME STYLE & FINISH OPTIONS




STANDARD TABLETOP OPTIONS



**DOUBLE-SIDED HIGH-PRESSURE LAMINATE**  
\*For a complete list of finish options, please visit: [www.forbesindustries.com/finish-options](http://www.forbesindustries.com/finish-options)

UPGRADED TABLETOP OPTIONS



**SINGLE-SIDED TERRAZZO**      OR      **SINGLE-SIDED PORCELAIN**

\*For a complete list of finish options, please visit: [www.forbesindustries.com/finish-options](http://www.forbesindustries.com/finish-options)

TRANSPORT/STORAGE CART

Our transport/storage cart is a key factor when it comes to a fast set-up/ breakdown and compact storage. The tabletops and frames lean neatly against the frame of the cart and are secured by heavy duty poly straps. Available in two standard sizes. Call for more information. Model 7050 (76"L)



LINENLESS CATERING TABLES



Distressed knotty pine wood top

Locking pins to secure legs

Solid wood legs

4" black twin wheels in swivel casters (two with brakes)

Folding leg design!

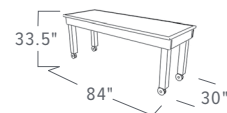
**Model 7010-MH**

- ▶ Distressed knotty pine with red mahogany stain
- ▶ Folding legs for compact storage
- ▶ Locking pins to secure legs when in open position
- ▶ Solid wood construction
- ▶ Durable PVC edge banding on edges
- ▶ 4" Black twin wheels

\*Model 7010-KP for natural version with a clear coat.



	LENGTH	WIDTH	HEIGHT
IN:	84	30	33.5
CM:	214	77	85



FOLDING CATERING TABLES



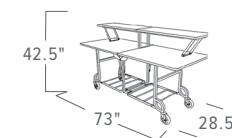
**Model 4946**

- ▶ 6-foot model with two tiers (back justified)
- ▶ Stainless steel welded tube frame
- ▶ Decorative-designed legs
- ▶ Vinyl dipped utility shelf at bottom
- ▶ 5" wheels in swivel casters (two with brakes)
- ▶ Folded dims: 17" W x 65.5" H

\*Model 4948 for 8' version



	LENGTH	WIDTH	HEIGHT
IN:	73	28.5	42.5
CM:	186	73	108



**Model 4943**

- ▶ 8-foot model with single level
- ▶ Stainless steel welded tube frame
- ▶ Decorative-designed legs
- ▶ Vinyl dipped utility shelf at bottom
- ▶ 5" wheels in swivel casters (two with brakes)
- ▶ Folded dims: 17" W x 64" H

\*Model 4941 for 6' version



	LENGTH	WIDTH	HEIGHT
IN:	97	28.5	30.5
CM:	247	73	78



# Live Action & Buffet Stations

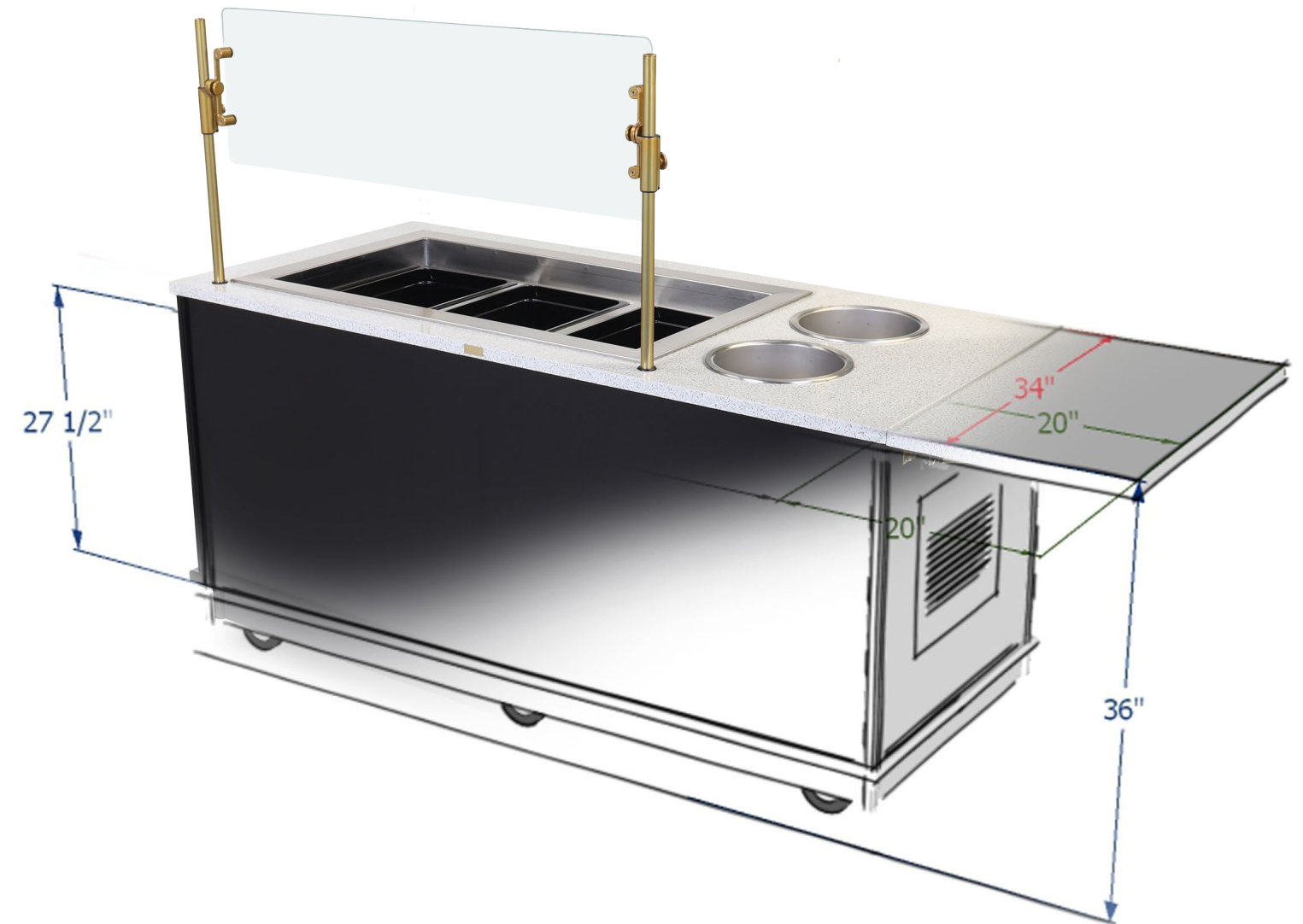
ACTION STATIONS | BUFFET STATIONS | STYLES  
DROP-IN ACCESSORIES | CUSTOM EXAMPLES



## LIVE ACTION & BUFFET STATIONS

### LIVE ACTION & BUFFET SPECIALISTS

Embark on a journey into the world of culinary innovation and refined design with Forbes Industries. As trailblazers in the industry, we specialize in crafting bespoke buffets and captivating action stations that seamlessly marry commercial functionality with designer aesthetics. Our offerings encompass a spectrum of features, from state-of-the-art induction technology and seamlessly integrated drop-in units to tasteful lighting solutions and inventive battery-powered setups - all tailored to your imagination. With a diverse array of styles and finishes at your disposal, we are committed to turning your creative concepts into tangible realities. At Forbes Industries, we transcend the ordinary, creating genuine experiences that redefine the landscape of gastronomic delight. Your ideas take center stage, expertly brought to life by Forbes.



AVAILABLE STYLES

Start by choosing your cabinet style and length from the options below.

VINEYARD



- ★ **Model 5203-6**
  - ▶ Terrazzo top framed in solid wood
  - ▶ Finished in wood veneer with solid wood molding
  - ▶ Enclosed cabinet with doors
  - ▶ Tapered corner designs
  - ▶ 5" wheels in swivel casters, concealed

\*Standard sizes are 5' and 6'.  
8' Models are available, call for more information.

	LENGTH	WIDTH	HEIGHT
IN:	72	30	36
CM:	183	77	92



**Model 5203-6**  
Enclosed cabinet



**Model 5202-6**  
3-Sided cabinet



**Model 5201-6**  
Fixed shelf



**Model 5200-6**  
Open cabinet

Shown in: Satin Stormy Birch Wood Veneer and Black Crystal Terrazzo

Styles

BELLA

- ★ **Model 5460-B**
  - ▶ Avonite top
  - ▶ Finished in HPL with solid wood molding
  - ▶ Enclosed cabinet with access doors, one on each end
  - ▶ Recessed kickplate
  - ▶ 5" wheels in swivel casters, concealed

\*Standard sizes are 5' and 6'.  
8' Models are available, call for more information.

	LENGTH	WIDTH	HEIGHT
IN:	72	30	36
CM:	183	77	92



Shown in: Mahogany HPL and Black Granite Avonite

ARTISAN



- ★ **Model 5206-5**
  - ▶ Terrazzo top framed in solid wood
  - ▶ Finished in wood veneer with solid wood molding
  - ▶ Open cabinet
  - ▶ Straight corner design
  - ▶ Fixed corner bumpers
  - ▶ 5" wheels in swivel casters, concealed

\*Standard sizes are 5' and 6'.  
8' Models are available, call for more information.

	LENGTH	WIDTH	HEIGHT
IN:	60	30	36
CM:	153	77	92

\* Shown with optional induction units



Shown in: Satin Pecan Wood Veneer and White Crystal Terrazzo

\*Not all appliances are compatible with this style. Please call for more details.

- ★ **Model 5450-C**
  - ▶ Terrazzo top
  - ▶ Finished in wood veneer with solid wood molding
  - ▶ Enclosed cabinet with access doors, one on each end
  - ▶ 5" wheels in swivel casters, concealed

\*Standard sizes are 5' and 6'.  
8' Models are available, call for more information.

	LENGTH	WIDTH	HEIGHT
IN:	60	30	36
CM:	153	77	92



Shown in: Satin Black Wood Veneer and Black Crystal Terrazzo

# RUSTICA



## Model F30-5144

- ▶ Avonite countertop framed in painted steel
- ▶ Finished in wood veneer
- ▶ Powder epoxy finished steel frame
- ▶ 3-sided cabinet
- ▶ Metal mesh accents
- ▶ 5" wheels in swivel casters, concealed

\*Standard sizes are 5' and 6'.  
8' Models are available, call for more information.

	LENGTH	WIDTH	HEIGHT
IN:	72	30	36
CM:	183	77	92



Shown in: Satin Brown Mahogany, Black frame & accents, and upgraded Black Crystal Terrazzo.  
\*Not all appliances are compatible with this style. Please call for more details.

# KATANA



## Model F30-5154

- ▶ Avonite countertop with stainless steel trim
- ▶ Finished in HPL
- ▶ Brushed stainless steel support legs
- ▶ Open cabinet design
- ▶ Shelves - Scratch Resistant HD HPL
- ▶ 5" wheels in swivel casters, concealed

\*Standard sizes are 5' and 6'.  
8' Models are available, call for more information.

	LENGTH	WIDTH	HEIGHT
IN:	72	30	36
CM:	183	77	92



Shown Above Left: Customized version shown in Satin Stormy Birch veneer and Alpine Shimmer Avonite with full length ice pan for raw bar applications.  
Shown Above Right: Shown in Lunar Legno HPL, Brushed Stainless Steel frame, and Star Shine Avonite countertop.  
\*Not all appliances are compatible with this style. Please call for more details.

# TROPICAL

All stainless steel body and weather resistant  
Tropical Hardwood exterior makes it great for outdoor use



## Model F30-5164

- ▶ Avonite countertop with stainless steel frame
- ▶ Tropical Hardwood exterior
- ▶ Brushed stainless steel trim and frame
- ▶ Shelves - Scratch Resistant HD HPL
- ▶ 3-Sided cabinet
- ▶ 5" wheels in swivel casters, concealed

\*Standard sizes are 5' and 6'.  
8' Models are available, call for more information.

	LENGTH	WIDTH	HEIGHT
IN:	72	30	36
CM:	183	77	92



Shown in: Tropical Hardwood, Brushed Stainless Steel frame, and Alpine Shimmer Avonite

## Model F30-5134

- ▶ Avonite countertop
- ▶ Finished in HPL
- ▶ Powder epoxy finished steel tube frame and slats
- ▶ Shelves - Scratch Resistant HD HPL
- ▶ 3-Sided cabinet
- ▶ 5" wheels in swivel casters, concealed

\*Standard sizes are 5' and 6'.  
8' Models are available, call for more information.

	LENGTH	WIDTH	HEIGHT
IN:	72	30	36
CM:	183	77	92



Shown in: Wedding Cake HPL, Black metal accents, and Alpine Shimmer Avonite

GROOVE



\*Shown with optional concealed-mount warming induction units

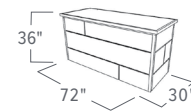


Shown in: Simplicity HPL, Black frame, and Black Crystal Terrazzo

★ Model F30-5172

- ▶ Terrazzo countertop framed in painted steel
- ▶ Finished in HPL
- ▶ Decorative Groove design
- ▶ 3-Sided cabinet
- ▶ 5" wheels in swivel casters, concealed

	LENGTH	WIDTH	HEIGHT
IN:	72	30	36
CM:	183	77	92

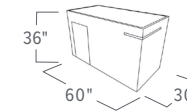


Model F30-5174

- ▶ Terrazzo countertop - inlaid
- ▶ Finished in HPL
- ▶ Decorative countertop material accents on front
- ▶ Decorative metal accents on front and sides
- ▶ 3-Sided cabinet
- ▶ 5" wheels in swivel casters, concealed

\* Standard sizes are 5' and 6'.  
8' Models are available, call for more information.

	LENGTH	WIDTH	HEIGHT
IN:	60	30	36
CM:	153	77	92



METRO



Shown in: Continental Walnut HPL, Black metal accents, and Black Crystal Terrazzo

FOSS



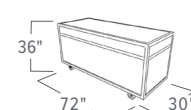
Shown in: Looks Likatre HPL, Brushed Stainless Steel Frame & accents, and Alpine Shimmer Avonite

Model 5010

- ▶ Avonite countertop framed in stainless steel
- ▶ Brushed stainless steel trim and frame
- ▶ Finished in HPL
- ▶ 3-Sided cabinet
- ▶ 5" wheels in swivel casters

\*Standard sizes are 5' and 6'.  
8' Models are available, call for more information.

	LENGTH	WIDTH	HEIGHT
IN:	72	30	36
CM:	183	77	92







CHOOSE YOUR OPTIONS, UPGRADES & ACCESSORIES


INDUCTION TYPES

All induction units are factory fit and sold separately. Please specify when ordering.

HOLDING INDUCTION UNIT (CONCEALED-MOUNT)



COOKING INDUCTION UNIT (FLUSH-MOUNT)



INDUCTION POSITION OPTIONS

Standard induction unit sizes are 5' and 6'. Standard warming and cooking configuration options are listed below. 8' Models and custom configurations are available. Call for more information.

5 FOOT UNITS



1 HOLDING OR 1 COOKING



2 HOLDING OR 2 COOKING



3 HOLDING

6 FOOT UNITS



1 HOLDING OR 1 COOKING



2 HOLDING OR 2 COOKING



3 HOLDING

BATTERY POWER OPTIONS




Need a battery powered unit? Multiple battery pack options are available. Units are configured to provide power for a minimum of 2-3 hours of battery use at full capacity allowing you to serve your entire event with full confidence. After use, simply plug into a standard outlet to recharge. Charge times vary depending on battery pack size and the depth of discharge.




Options, Upgrades & Accessories

ACCESSORIES



HOT WELLS



INDUCTION UNITS



SNEEZE GUARD LIGHTS



LED LIGHTING STRIP




CONDIMENT HOLDERS




REFRIGERATORS



COLD WELLS



ICE PANS



FROST TOPS



SLIDING DOORS



BUTANE STOVES



DROP LEAVES



TRAY SLIDES




DROP SHELVES



CONCEALED DOORS




CARVING UNITS



SOUP WELLS



LOWERATORS



WARMING DRAWERS



CUSTOM LOGOS

SNEEZE GUARDS

Custom sneeze guard designs available. Call for more information.



DOUBLE-SIDED




SINGLE-SIDED



ANGLED FRONT MOUNT



FRONT MOUNT



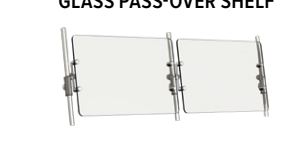
FRONT MOUNT WITH GLASS PASS-OVER SHELF



1.5" SQUARE TUBE



COMBINATION GLASS PASS-OVER SHELF & ANGLED FRONT MOUNT



OPERATOR-SERVE PARTITION Z-GUARD®



COMBO-SERVE Z-GUARD®



POLISHED STAINLESS STEEL



BRUSHED STAINLESS STEEL



POLISHED BRASS



PAINTED

METAL FINISHES





CUSTOM EXAMPLES



**Custom Carving Station**

- ▶ B-Style cabinet
- ▶ Z-Guard sneeze guard
- ▶ Two 4-QT soup wells
- ▶ Two Terrazzo carving stations with heat lamps
- ▶ Custom shelving built into the serving side of buffets



Shown in: Satin Brown Mahogany Veneer and Black Crystal Terrazzo

Custom Examples



**Custom Raw Bar**

- ▶ Metro Style cabinet
- ▶ Doors on both sides for dual-sided accessibility
- ▶ Insulated stainless steel ice pan with drain
- ▶ Two food storage boxes with colander kit



Shown in: Twilight Oak HPL and Black Crystal Terrazzo



**Custom Warming Buffet Station**

- ▶ Custom B-Style cabinet
- ▶ Double-sided stainless steel sneeze guard
- ▶ Terrazzo countertop
- ▶ Two full length Terrazzo drop shelves
- ▶ Six-pan hot food well
- ▶ Concealed access doors



Shown in: Satin Stormy Birch Veneer and custom Terrazzo



**Custom Seafood Display Station**

- ▶ Custom designed cabinet style
- ▶ Custom sneeze guard with pass-over shelves
- ▶ Custom slanted ice pan displays
- ▶ 4-pan condiment station
- ▶ Battery operated LED lighting
- ▶ Concealed storage on serving side



Shown in: Midnight Cedar HPL and Star Shine Avonite



**Custom Cold Station**

- ▶ Custom B-Style cabinet with no molding
- ▶ 1.5" Front mount sneeze guard with pass-over shelf
- ▶ Two mechanically cooled pans
- ▶ Four-pan condiment station



Shown in: Custom Stained Veneer and White Crystal Terrazzo

## LIVE ACTION & BUFFET STATIONS

Custom Examples



- Custom Soup & Salad Station**
- ▶ Custom designed cabinet style
  - ▶ Two operator-serve adjustable Z-Guards
  - ▶ Mechanically cooled pan
  - ▶ Two 11 Qt. soup wells
  - ▶ Terrazzo drop-leaf



Shown in: Chalk White HPL with solid wood molding and Black Crystal Terrazzo

## LIVE ACTION & BUFFET STATIONS

Custom Examples



- Custom Gelato Station**
- ▶ Custom designed cabinet style
  - ▶ Canopy with LED down-lighting
  - ▶ Custom fixed sneeze guard with shelf
  - ▶ 1-Pan mechanically cooled pan
  - ▶ Two Bains Marie
  - ▶ Handles for easy mobility

\* Shown with three custom inset 1/9th pans for condiments



Shown in: Black HPL and Black Granite Avonite



- Custom Omelet Station**
- ▶ Custom B-Style body style with no molding
  - ▶ 1.5" Front mount sneeze guard with pass-over shelf
  - ▶ Three cooking induction units
  - ▶ 10-pan condiment station
  - ▶ One cold well



Shown in: Medium Oak Veneer and White Crystal Terrazzo

## PRE-CONFIGURED ACTION STATIONS



- Carving (Rustica)**
- ▶ Two warming inductions
  - ▶ Cooking induction
  - ▶ Carving tile with heat lamps



- Cooking (Foss)**
- ▶ Full-length
  - ▶ Three cooking inductions



- Ice Well (Fiji)**
- ▶ Full-length
  - ▶ Ice well with covers



- Frost (Claremont)**
- ▶ Frost top 2-pan
  - ▶ Insulated ice pan well
  - ▶ Poly cutting board



- Cold (Groove)**
- ▶ 2-Pan cold well
  - ▶ Poly cutting board
  - ▶ Cooking induction

### Five pre-configured appliance set-ups

Looking to take the guess-work out of setting up an Action Station? Forbes has you covered. Choose from one of our five pre-configured Action Station setups to get you started.





## FEATURES, ADVANTAGES & BENEFITS

Forbes offers functional In-Room Dining Tables, Carts, and Equipment to make your day-to-day operations that much smoother.



**ULTRA SERIES**



Also available with Drop Shelf Option on Ultra and Deco Series. Specify WDS at time of ordering: (ex: ####-WDS)

For improved nestability



**DECO SERIES**



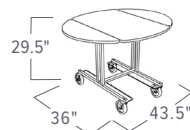
**Model 4960**

- ▶ Ultra Series
- ▶ Tri-Fold drop leaves
- ▶ PVC edge banding
- ▶ Brushed stainless steel frame
- ▶ Vinyl-dipped fixed hot box rails
- ▶ Four swivel wheels (two with brakes)

\*Model 4959 for Bi-fold drop leaves



	LENGTH	WIDTH	HEIGHT
IN:	36	43.5	29.5
CM:	92	111	75



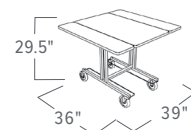
**Model 4961**

- ▶ Ultra Series
- ▶ Bi-Fold drop leaves
- ▶ PVC edge banding
- ▶ Brushed stainless steel frame
- ▶ Vinyl-dipped fixed hot box rails
- ▶ Four swivel wheels (two with brakes)

\*Model 4962 for Tri-fold drop leaves



	LENGTH	WIDTH	HEIGHT
IN:	36	39	29.5
CM:	92	100	75



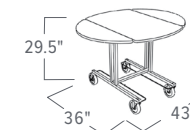
**Model 4969**

- ▶ Deco Series
- ▶ Bi-Fold drop leaves
- ▶ PVC edge banding
- ▶ Textured black powder epoxy painted steel frame
- ▶ Vinyl-dipped fixed hot box rails
- ▶ Four swivel wheels (two with brakes)

\*Model 4970 for Tri-fold drop leaves



	LENGTH	WIDTH	HEIGHT
IN:	36	43	29.5
CM:	92	110	75



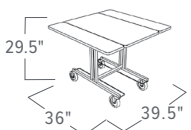
**Model 4972**

- ▶ Deco Series
- ▶ Tri-Fold drop leaves
- ▶ PVC edge banding
- ▶ Textured black powder epoxy painted steel frame
- ▶ Vinyl-dipped fixed hot box rails
- ▶ Four swivel wheels (two with brakes)

\*Model 4971 for Bi-fold drop leaves



	LENGTH	WIDTH	HEIGHT
IN:	36	39.5	29.5
CM:	92	101	75



## IN-ROOM TABLE OPTIONS

### TABLETOP OPTIONS

BI-FOLD



TRI-FOLD



TILT FOR NESTABILITY




### FRAME FINISH OPTIONS

ULTRA



Brushed stainless steel frame

DECO



Textured black powder epoxy painted steel frame

### HOT BOX RAIL OPTIONS

STANDARD



Standard hot box rails

WITH DROP SHELF (WDS)



To order drop shelf, specify WDS at time of ordering: (ex: ###-WDS)

For improved nestability

### FLIP HANDLE

MODEL 6266




Flips up for optimum push height

## FEATURES, ADVANTAGES & BENEFITS

Transport your hot food with Forbes Hot Boxes. Our high-quality, stainless steel Hot Boxes are insulated and are available in both solid fuel and electric versions. Please call for more information.



Durable Stainless Steel exterior and lightweight aluminum interior and shelves for efficient heat distribution




Extra thick insulation in a double-wall construction to retain interior heat and reduce exterior heat



Non-mechanical latch with single hand operation

**HOT BOXES & STORAGE RACKS**



**★ Model 6272**  
▶ Ultra Series  
▶ Electric, insulated

\*Model 6271 - Solid fuel, insulated

**Model 6268**  
▶ Mobile hot box with retractable handle  
▶ Electric, insulated

\*Model 6269 - Solid fuel, insulated

**★ Model 6261**  
▶ Deco Series  
▶ Solid fuel, insulated

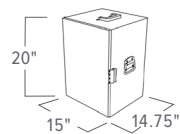
\*Model 6262 - Electric, insulated

**🌐 Model 6273**  
▶ Heavy-duty steel tubular frame, zinc plated  
▶ Holds 6 hot boxes

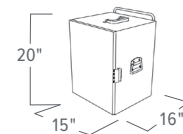
\*Storage racks are available for 9 to 36 units, call for details.



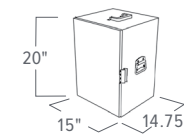
	LENGTH	WIDTH	HEIGHT
IN:	15	14.75	20
CM:	39	37	51



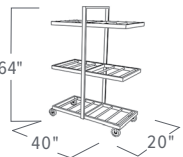
	LENGTH	WIDTH	HEIGHT
IN:	15	16	20
CM:	39	39	51



	LENGTH	WIDTH	HEIGHT
IN:	15	14.75	20
CM:	39	37	51



	LENGTH	WIDTH	HEIGHT
IN:	20	40	64
CM:	51	102	163





## IN-ROOM DINING

In-Room Dining Carts

### IN-ROOM DINING CARTS

Forbes In-Room Dining Carts are functional, durable, and attractive. These In-Room Dining Cart designs are available in many finishes and can be custom-made to fit your needs. Please call for more information.



In-room dining cart



Beautiful Linenless option

#### ★ Model 4965

- ▶ Finished in HPL
- ▶ Three-sided cabinet
- ▶ Four shelves (two adjustable)
- ▶ Section for hot box with stainless steel skid rails
- ▶ 5" wheels in swivel casters

\*Shown with custom HPL



	LENGTH	WIDTH	HEIGHT
IN:	31	21	45
CM:	79	54	115



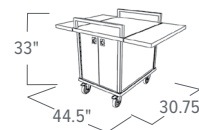
#### ★ Model 4978

- ▶ Finished in wood veneer
- ▶ Two drop leaves
- ▶ Enclosed cabinet with two doors
- ▶ Hot box storage compartment
- ▶ 5" wheels in swivel casters

\*Shown in Satin Stormy Birch with Brass metal accents



	LENGTH	WIDTH	HEIGHT
IN:	44.5	30.75	33
CM:	113	79	84



# IT'S WATER MAKE IT BEAUTIFUL!



**GREAT FOR  
CONFERENCES,  
CONVENTIONS,  
AND EVENTS!**



**ASK US ABOUT DESIGNING CUSTOM WATER BUBBLERS  
FOR YOUR PROPERTY AND START REFRESHING!**

# Service Carts & Equipment

SERVICE CARTS | BUSSING STATIONS | SERVICE STATIONS  
MOBILE HANDWASHING STATION | BEVERAGE RESTOCKING CARTS



## SERVICE CARTS & EQUIPMENT

Service Carts

### FORBES SERVICE CARTS

Service Carts must be functional, durable, and attractive. Our Service Cart collection offers all of these characteristics and more with several different design and utility options. Forbes' Service Carts are available in solid wood, wood veneer, high pressure laminate and steel. Custom designs are also available.

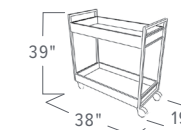


#### Model 5532

- ▶ Finished in HPL
- ▶ 4-sided top and bottom shelves
- ▶ Powder epoxy finished square tube frame
- ▶ 3" wheels in swivel casters (two with brakes)



	LENGTH	WIDTH	HEIGHT
IN:	38	19	39
CM:	97	49	100



Shown in Chocolate Malt HPL

#### Model - 5591

- ▶ Avonite work surface
- ▶ Finished in HPL
- ▶ Powder Epoxy painted framework and handles
- ▶ Pull-out amenity drawer
- ▶ Open bottom shelf
- ▶ Powder epoxy painted gallery rails on all shelves
- ▶ Powder epoxy painted support posts
- ▶ 4" Brass or Chrome plated casters (two with brakes)



	LENGTH	WIDTH	HEIGHT
IN:	34.75	24.25	42
CM:	89	62	107



Shown in Alpine Shimmer Avonite countertop and bottom shelf, Simplicity HPL with Metallic Bronze Powder Epoxy Painted Frame, Textured Black support posts, and Chrome casters.



**Model 5515**

- ▶ Two Terrazzo shelves
- ▶ Square brushed stainless steel frame and support posts
- ▶ 4-Sided stainless steel gallery rails on both shelves
- ▶ Open with two shelves
- ▶ Stainless steel handle
- ▶ Four corner bumpers
- ▶ 3" wheels in swivel casters (two with brakes)

**Model 5516**

- ▶ Three Terrazzo shelves
- ▶ Square brushed stainless steel frame and support posts
- ▶ 4-Sided stainless steel gallery rails on all shelves
- ▶ Open with three shelves
- ▶ Stainless steel handle
- ▶ Four corner bumpers
- ▶ 3" wheels in swivel casters (two with brakes)

**Model 4541**

- ▶ Finished in HPL
- ▶ Three shelves with T-molded edges
- ▶ Drop leaf (48"L with leaf up)
- ▶ Polished brass support posts
- ▶ 4" wheels in swivel casters

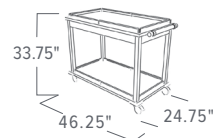
\*Model 4542 - Brushed SS support posts version

**Model 5530**

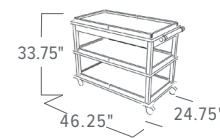
- ▶ Finished in wood veneer with solid wood molding
- ▶ Painted, brass or chrome posts available
- ▶ Open with three shelves
- ▶ 5" wheels in swivel casters



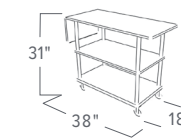
	LENGTH	WIDTH	HEIGHT
IN:	46.25	24.75	33.75
CM:	118	63	86



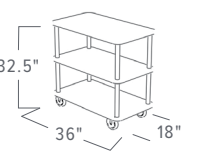
	LENGTH	WIDTH	HEIGHT
IN:	46.25	24.75	33.75
CM:	118	63	86



	LENGTH	WIDTH	HEIGHT
IN:	38	18	31
CM:	97	46	79



	LENGTH	WIDTH	HEIGHT
IN:	36	18	32.5
CM:	92	46	83



Shown in White Crystal Terrazzo

Shown in Black Crystal Terrazzo

Shown in Walnut HPL and brass posts

Shown in Satin Red Mahogany veneer and brass posts



**★ Model 5520**

- ▶ Avonite top with solid wood molding
- ▶ Finished in wood veneer
- ▶ One drawer and pull-out shelf
- ▶ Open with two shelves
- ▶ Decorative solid wood legs
- ▶ 5" wheels in swivel casters



	LENGTH	WIDTH	HEIGHT
IN:	43.5	21	31.75
CM:	111	54	81



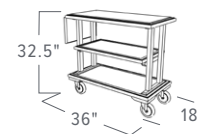
Shown in Satin Medium Oak veneer and Cream Avonite top

**★ Model 5539**

- ▶ Avonite inlaid top and drop leaf (46" L with leaf up)
- ▶ Finished in wood veneer with solid wood molding
- ▶ Open with three shelves
- ▶ 5" wheels in swivel casters



	LENGTH	WIDTH	HEIGHT
IN:	36	18	32.5
CM:	92	46	83



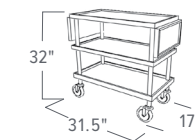
Shown in Satin Red Mahogany veneer and Gray Granite Avonite top

**★ Model 5524**

- ▶ Finished in wood veneer with solid wood molding
- ▶ Two 8"W wide drop leaves (48" L with leaves up)
- ▶ Solid wood retaining lip on all shelves
- ▶ Open with three shelves
- ▶ 1.25" wood posts with brass ends
- ▶ 4" wheels in swivel casters



	LENGTH	WIDTH	HEIGHT
IN:	31.5	17	32
CM:	89	44	81



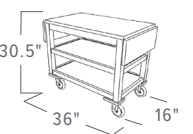
Shown in Satin Black veneer

**★ Model 5529**

- ▶ Finished in wood veneer with solid wood molding
- ▶ Two drop leaves (52" L with leaves up)
- ▶ Open with three shelves
- ▶ Solid wood posts
- ▶ 5" wheels in swivel casters



	LENGTH	WIDTH	HEIGHT
IN:	36	16	30.5
CM:	97	41	78



Shown in Satin Natural Cherry veneer

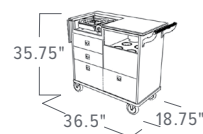


**★ Model 5635**

- ▶ Avonite top and 10" drop leaf
- ▶ Finished in wood veneer
- ▶ Drop leaf (46.5"L with leaf up)
- ▶ Removable butane stove (Included)
- ▶ Enclosed cabinet with three drawers and two doors
- ▶ 5" wheels in swivel casters



	LENGTH	WIDTH	HEIGHT
IN:	36.5	18.75	35.75
CM:	93	48	91



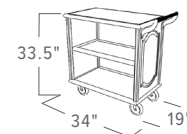
Shown in Satin Pecan veneer and Adobe Avonite top

**★ Model 5557**

- ▶ Avonite top with solid wood frame
- ▶ Solid wood raised beveled panel ends
- ▶ Two fixed shelves
- ▶ 5" wheels in swivel casters



	LENGTH	WIDTH	HEIGHT
IN:	34	19	33.5
CM:	87	49	86



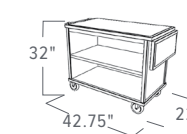
Shown in Satin Medium Oak and Cream Avonite top

**★ Model 5565**

- ▶ Avonite top with solid wood frame
- ▶ Avonite drop leaf (52.75"L with leaf up)
- ▶ Finished in wood veneer
- ▶ 3-sided cabinet with fixed center shelf
- ▶ 5" wheels in swivel casters



	LENGTH	WIDTH	HEIGHT
IN:	42.75	22	32
CM:	109	56	82



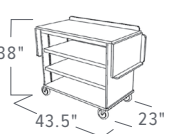
Shown in Satin Black veneer and Star Shine Avonite top

**★ Model 4790**

- ▶ Top and drop leaves are finished in HPL
- ▶ Cabinet finished in HPL
- ▶ Two drop leaves (72"L with leaves up) and retainers
- ▶ 3-sided cabinet with two shelves (one adjustable)
- ▶ Two adjustable shelves
- ▶ 5" wheels in swivel casters



	LENGTH	WIDTH	HEIGHT
IN:	43.5	23	38
CM:	111	59	97



Shown in Black HPL

# BUSSING STATIONS



## Model 5566

- ▶ Avonite top
- ▶ Finished in wood veneer with solid wood molding
- ▶ Two drawers
- ▶ 3-sided cabinet with fixed center shelf
- ▶ 4" wheels in swivel casters, partially concealed



	LENGTH	WIDTH	HEIGHT
IN:	38	21	31.5
CM:	97	54	81



Shown in Satin Dark Oak veneer and Cream Avonite top

## Model 4740

- ▶ Top is finished in HPL
- ▶ Cabinet is finished in HPL
- ▶ 3-sided cabinet with two fixed shelves
- ▶ Vinyl T-molded edges on top and cabinet
- ▶ 4" wheels in swivel casters



	LENGTH	WIDTH	HEIGHT
IN:	30.5	18	34
CM:	78	46	87



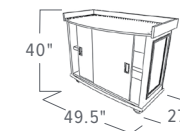
Shown in Satin Red Mahogany veneer and Gray Granite Avonite top

## Model 5759

- ▶ Avonite top - 3-sided
- ▶ Finished in wood veneer with solid wood moldings
- ▶ Enclosed with two sliding doors
- ▶ Fixed center shelf
- ▶ 5" wheels in swivel casters



	LENGTH	WIDTH	HEIGHT
IN:	49.5	27	40
CM:	126	69	102



Shown in Satin Dark Oak veneer and Cream Avonite top

## Model 4757

- ▶ Top is finished in HPL - 3-sided
- ▶ Cabinet is finished in HPL
- ▶ Brass HPL accents
- ▶ Enclosed cabinet with four enclosed sections
- ▶ Trash compartment with 3/4 door
- ▶ Vinyl T-molded edges on top and cabinet
- ▶ 5" wheels in swivel casters



	LENGTH	WIDTH	HEIGHT
IN:	38	23	41
CM:	97	58	104



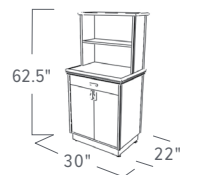
Shown in Walnut HPL

## Model 5980

- ▶ Finished in wood veneer with solid wood molding
- ▶ Top hutch with fixed shelf
- ▶ Enclosed cabinet with one drawer and two doors
- ▶ Four adjustable furniture levelers



	LENGTH	WIDTH	HEIGHT
IN:	30	22	62.5
CM:	77	56	159



Shown in Satin Dark Oak veneer

**SERVICE STATIONS**



**STATIONARY CREDENZA**

**Model 5987**

- ▶ Avonite countertop
- ▶ Finished in wood veneer
- ▶ Enclosed cabinet
- ▶ Four center drawers
- ▶ Two outer sections with doors, each with fixed center shelf
- ▶ Four adjustable furniture levelers



	LENGTH	WIDTH	HEIGHT
IN:	79	18	34
CM:	201	46	87

Shown in Satin Black veneer and Gray Granite Avonite countertop

**MOBILE CREDENZA**

**Model 5986**

- ▶ Avonite countertop (Shown with upgraded Terrazzo)
- ▶ Finished in wood veneer
- ▶ 3-sided cabinet with three drawers
- ▶ Two adjustable shelves
- ▶ 4" wheels in swivel casters, partially concealed



	LENGTH	WIDTH	HEIGHT
IN:	73	24	37
CM:	186	61	94

Shown in Satin Stormy Birch veneer and upgraded Black Crystal Terrazzo countertop

**COFFEE STATION**

**Model 5575**

- ▶ Avonite countertop
- ▶ Finished in HPL
- ▶ Top riser for coffee urns to be displayed
- ▶ Drip trays under urns on main shelf
- ▶ 1"H Avonite risers inside each for spill guard
- ▶ Painted metal handles
- ▶ Enclosed bottom cabinet with three doors
- ▶ 5" wheels in swivel casters



	LENGTH	WIDTH	HEIGHT
IN:	80	21.75	35
CM:	204	56	89

Shown in Looks Likatre HPL and Star Shine Avonite countertop

**ICE CREAM/GELATO CART**

**Model 5442**

- ▶ Avonite countertop
- ▶ Finished in HPL
- ▶ Painted metal handles frame
- ▶ Decorative top canopy with LED down-lighting
- ▶ Tempered glass sneeze guard with pass over-shelf
- ▶ 1-Pan mechanically cooled pan
- ▶ Two removable Bains Marie
- ▶ Enclosed bottom cabinet with two doors
- ▶ 5" wheels in swivel casters



	LENGTH	WIDTH	HEIGHT
IN:	48	32.25	78
CM:	122	82	199

Shown in Chocolate Malt HPL and Star Shine Avonite countertop

## ACCESSORIES



**MODEL 6223**  
Laminate pull-out shelf  
Model 6228 - Wood veneer version



**MODEL 6241**  
Laminate drawer  
Model 6249 - Wood veneer version



**MODEL 6245**  
Laminate drawer with dividers  
Model 6247 - Wood veneer version



**MODEL 6240**  
Veneer drop leaf  
Model 6239 - Laminate version


## GALLERY RAILS



**MODEL 6022**  
Stainless steel single two-sided



**MODEL 6034**  
Stainless steel single three-sided



**MODEL 6035**  
Stainless steel single four-sided

## HANDLES



**MODEL 6002**  
Painted stub handle



**MODEL 6004**  
Reeded brass handle



**MODEL 6005**  
Polished brass handle



**MODEL 6007**  
Roped brass handle



**MODEL 6002-SS**  
Stainless steel stub handle



**MODEL 6004-PS**  
Reeded chrome plated handle



**MODEL 6005-PS**  
Polished stainless steel handle



**MODEL 6007-PS**  
Roped chrome plated handle

\*Not all accessories are available on all cart models. Call for more information.

\*For a complete list of finish options, please visit: [www.forbesindustries.com/finish-options](http://www.forbesindustries.com/finish-options)

## MOBILE HANDWASHING STATION

Self-contained Mobile Handwashing Stations are the perfect solution for any mobile kitchen or bar. Consisting of fresh and gray water tanks, on-demand hot water system, stainless steel top, basin, strainer, soap dispenser, paper towel dispenser, and goose-neck faucet. Our Mobile Handwashing Stations include everything you need to keep your operation clean and on the move.

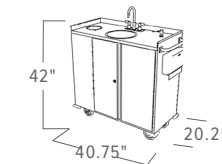
### Model 5742B-EN

- ▶ Brushed stainless steel countertop
- ▶ Durable powder epoxy finish
- ▶ Goose-neck faucet and sink with drain
- ▶ Quick-connect fresh and gray water tanks
- ▶ 120V water heater
- ▶ Liquid soap dispenser
- ▶ Side trash chute
- ▶ Paper towel dispenser
- ▶ Steel push handle
- ▶ Two locking swing doors
- ▶ ADA compliant long faucet handles
- ▶ Corner bumpers
- ▶ 4" wheel in swivel casters



\*Model 5742A-EN - 120V without heater

	LENGTH	WIDTH	HEIGHT
IN:	40.75	20.25	42
CM:	104	52	107



### Goes where you need it!

- Provides running water and soap using a self-contained hand washing system - 120V standard outlet
- Fast changing fresh water and waste tanks - extra tanks available
- Highly mobile with 4" wheels in all swivel casters and steel push handle
- Easy to clean and disinfect stainless steel top and sink with drain
- Protect walls and entrances with four fixed corner bumpers
- Durable and long lasting all steel cabinet



Shown in Textured Black powder epoxy



## BEVERAGE RESTOCKING CARTS

Forbes' Beverage Restocking Carts offer a secure, attractive and easy way to insure your beverage centers are stocked and ready. Most beverage restocking carts include drawer dividers in two different sizes with drawer mats. Custom orders are available upon request.



**★ Model 4403**

- ▶ Stainless steel 3-sided top tray
- ▶ Steel cabinet clad in HPL
- ▶ Side cabinet with four shelves
- ▶ Enclosed cabinet with locking doors
- ▶ Three shelves
- ▶ Four adjustable drawers
- ▶ Full wrap-around bumper
- ▶ 8" wheels in two swivel and two rigid casters, one with brake



	LENGTH	WIDTH	HEIGHT
IN:	47.5	21	46.5
CM:	120	53	118



Shown in Suede HPL

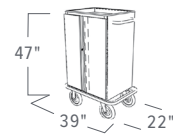


**★ Model 4410**

- ▶ Brushed stainless steel top
- ▶ Finished in powder epoxy paint steel cabinet
- ▶ Enclosed cabinet with locking doors
- ▶ Three shelves
- ▶ Full wrap-around bumper
- ▶ 8" wheels in two swivel and two rigid casters



	LENGTH	WIDTH	HEIGHT
IN:	39	22	47
CM:	100	56	120



Shown in Textured Black powder epoxy



**★ Model 4402**

- ▶ Stainless steel 3-sided top tray
- ▶ Finished in powder epoxy paint steel cabinet
- ▶ Enclosed cabinet with four adjustable drawers
- ▶ Side cabinet with four shelves
- ▶ Full wrap-around bumper
- ▶ 8" wheels in two swivel and two rigid casters, one with brake



	LENGTH	WIDTH	HEIGHT
IN:	47.5	21	46.5
CM:	120	53	118



Shown in Textured Black powder epoxy

## Add an electric motor to your service carts with 8" wheels.

A factory-fitted electric motor with rechargeable battery can be added (up-charges apply). Allows carts to operate in forward and reverse at variable speeds.

For carts with 8" wheels only.



**Model 2310**

- ▶ Power Mobility Unit

\*Model 2310 Power Mobility Unit shown on Model 4402 Beverage Restock Cart



# Podiums, Host Stations & Valet Stations

WOOD PODIUMS | LAMINATE PODIUMS | ACRYLIC PODIUMS | HOST & VALET STATIONS



## PODIUMS, HOST STATIONS & VALET STATIONS

Podiums

### FORBES PODIUMS

Forbes Podiums and Host Stations are artfully hand-crafted using high-quality hardwoods and finished in beautiful wood veneers or laminates. Most models are equipped with two 4" wheels for ease of maneuverability and two open compartments in the back. Several models can be modified to accommodate an LCD screen or other optional accessories such as sound systems, clock/timers, electric height lifts, and customized logos to name only a few. Custom designs and finishes are available. Call for more information.

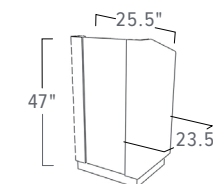
### FLOOR STYLE PODIUM



#### ★ Model 5908

- ▶ Finished in wood veneer
- ▶ Brushed stainless HPL recessed front accent panel
- ▶ Angled reading surface with pencil ledge
- ▶ One center shelf
- ▶ Recessed kick-plate
- ▶ Two 4" wheels for tilt-and-roll maneuverability

	DEPTH	WIDTH	HEIGHT
IN:	23.5	25.5	47
CM:	60	65	119



Shown in Satin Champagne wood finish

PEDESTAL PODIUMS



- ★ Model 5890**
- ▶ Finished in wood veneer
  - ▶ Contemporary tapered cabinet
  - ▶ Brushed Stainless HPL accents
  - ▶ Angled reading surface with pencil ledge
  - ▶ One center shelf
  - ▶ Recessed kick-plate on Speaker's side
  - ▶ Two 4" wheels for tilt-and-roll maneuverability

- ★ Model 5891**
- ▶ Solid wood top section
  - ▶ Modern curved cabinet section
  - ▶ Brushed Stainless steel HPL accents
  - ▶ Angled reading surface with pencil ledge
  - ▶ One center shelf
  - ▶ Recessed kick-plate on Speaker's side
  - ▶ Two 4" wheels for tilt-and-roll maneuverability

- ★ Model 5912**
- ▶ Solid wood top section
  - ▶ Finished in veneer finish and solid wood molding
  - ▶ Shown with brushed stainless steel HPL accents (brass is standard)
  - ▶ Angled reading surface with pencil ledge
  - ▶ One center shelf
  - ▶ Recessed kick-plate on Speaker's side
  - ▶ Two 4" wheels for tilt-and-roll maneuverability

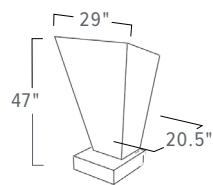
- ★ Model 5899**
- ▶ Finished in wood veneer
  - ▶ Unique top and cabinet design
  - ▶ Angled reading surface with pencil ledge
  - ▶ Textured black HPL accents
  - ▶ One center shelf
  - ▶ Recessed kick-plate on Speaker's side
  - ▶ Two 4" wheels for tilt-and-roll maneuverability

\*Shown with custom logo plate (not included on base model - call for pricing).

\*Shown with custom logo plate (not included on base model - call for pricing).



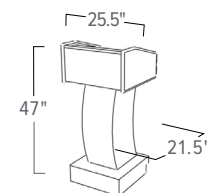
	DEPTH	WIDTH	HEIGHT
IN:	20.5	29	47
CM:	52	74	120



Shown in custom finish



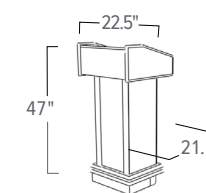
	DEPTH	WIDTH	HEIGHT
IN:	21.5	25.5	47
CM:	55	58	120



Shown in Satin Brown Mahogany wood finish



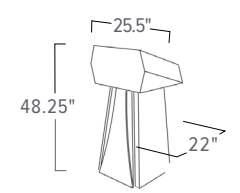
	DEPTH	WIDTH	HEIGHT
IN:	21.5	22.5	47
CM:	55	58	120



Shown in Satin Stormy Birch wood finish



	DEPTH	WIDTH	HEIGHT
IN:	22	25.5	48.25
CM:	56	65	123



Shown in Satin Stormy Birch wood finish

MODERN PODIUMS

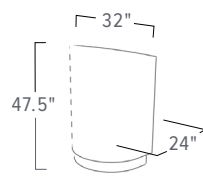


**Model 4900**

- ▶ Finished in HPL
- ▶ Contemporary curved cabinet
- ▶ Angled reading surface with pencil ledge
- ▶ One center shelf
- ▶ Recessed kick-plate
- ▶ Two 4" wheels for tilt-and-roll maneuverability



	DEPTH	WIDTH	HEIGHT
IN:	24	32	47.5
CM:	61	82	121



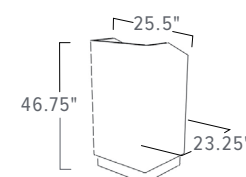
Shown in Slate HPL finish

**Model 4895**

- ▶ Finished in HPL
- ▶ Angled reading surface with pencil ledge
- ▶ One center shelf
- ▶ Recessed kick-plate
- ▶ Two 4" wheels for tilt-and-roll maneuverability



	DEPTH	WIDTH	HEIGHT
IN:	23.25	25.5	46.75
CM:	59	65	119



Shown in Ice Fishin HPL finish

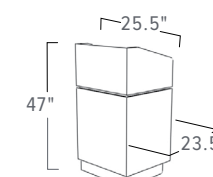
\*Model 5920 - Wood veneer version.

**Model 4898**

- ▶ Finished in HPL
- ▶ Recessed brass HPL trim
- ▶ Two-piece style (top separates for tabletop use)
- ▶ Angled reading surface with pencil ledge
- ▶ One center shelf
- ▶ Recessed kick-plate
- ▶ Two 4" wheels for tilt-and-roll maneuverability



	DEPTH	WIDTH	HEIGHT
IN:	23.5	25.5	47
CM:	60	65	120



Shown in Suede HPL finish

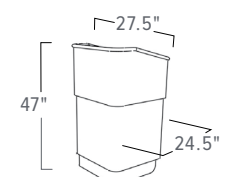
\*Brass accents also available in stainless steel - call for details.

**Model 5901**

- ▶ Finished in wood veneer with solid wood molding
- ▶ Unique faceted cabinet design
- ▶ Angled reading surface with pencil ledge
- ▶ One center shelf
- ▶ Recessed kick-plate
- ▶ Two 4" wheels for tilt-and-roll maneuverability



	DEPTH	WIDTH	HEIGHT
IN:	24.5	27.5	47
CM:	63	70	120



Shown in Satin Black wood finish

\*Shown with custom logo plate (not included on base model - call for pricing).

TRADITIONAL PODIUMS

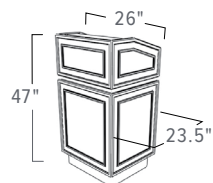


- Model 5918**
- ▶ Finished in wood veneer with solid wood molding
  - ▶ Recessed brass HPL trim
  - ▶ Two-piece style (top separates for tabletop use)
  - ▶ Angled reading surface with pencil ledge
  - ▶ One center shelf
  - ▶ Recessed kick-plate
  - ▶ Two 4" wheels for tilt-and-roll maneuverability

\*Brass accents also available in stainless steel - call for details.



	DEPTH	WIDTH	HEIGHT
IN:	23.5	26	47
CM:	60	67	120



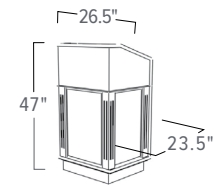
Shown in Satin Red Mahogany wood finish

- Model 5913**
- ▶ Finished in wood veneer with solid wood molding
  - ▶ Angled reading surface with pencil ledge
  - ▶ Decorative fluted accents corners
  - ▶ One center shelf
  - ▶ Recessed kick-plate
  - ▶ Two 4" wheels for tilt-and-roll maneuverability

\*Shown with custom logo plate (not included on base model - call for pricing)



	DEPTH	WIDTH	HEIGHT
IN:	23.5	26.5	47
CM:	60	68	120

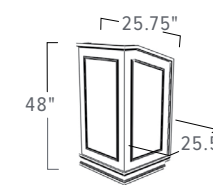


Shown in Satin Brown Mahogany wood finish

- Model 5914**
- ▶ Finished in wood veneer with solid wood molding
  - ▶ Angled reading surface with pencil ledge
  - ▶ One center shelf
  - ▶ Recessed kick-plate at base on Speaker's side
  - ▶ Two 4" wheels for tilt-and-roll maneuverability



	DEPTH	WIDTH	HEIGHT
IN:	25.5	25.75	48
CM:	65	66	122

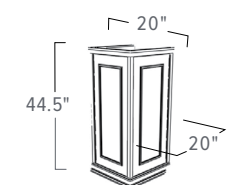


Shown in Satin Light Oak wood finish

- Model 5930**
- ▶ Finished in wood veneer with solid wood molding
  - ▶ Compact cabinet design
  - ▶ Horizontal Avonite working surface
  - ▶ Locking drawer
  - ▶ Enclosed cabinet with locking door
  - ▶ Adjustable furniture levelers



	DEPTH	WIDTH	HEIGHT
IN:	20	20	44.5
CM:	51	51	114



Shown in Satin Brown Mahogany wood finish

SPECIALTY PODIUMS



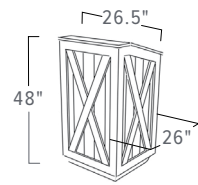
- ★ Model 5906**
- ▶ Cladded in *Satin Brown Mahogany stained hardwood*
  - ▶ Angled reading surface with pencil ledge
  - ▶ Decorative fluted accents corners
  - ▶ One center shelf
  - ▶ Recessed kick-plate
  - ▶ Two 4" wheels for tilt-and-roll maneuverability

- ★ Model 5941**
- ▶ Stainless steel cabinet cladded in *Tropical Hardwood*
  - ▶ Avonite top and riser
  - ▶ Two stainless steel locking drawers
  - ▶ Two stainless steel locking doors
  - ▶ Four 4" wheels in swivel casters (two with brakes)

\*Can be used outdoors for a limited time under indirect sun and minimal moisture exposure.



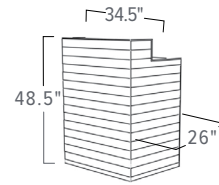
	DEPTH	WIDTH	HEIGHT
IN:	26	26.5	48
CM:	67	68	122



Shown in *Satin Brown Mahogany wood finish*



	DEPTH	WIDTH	HEIGHT
IN:	26	34.5	48.5
CM:	67	88	124



Shown in *Tropical hardwood finish*

ACRYLIC PODIUMS

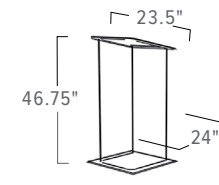


- ★ Model 5005**
- ▶ 1/2" thick clear acrylic podium
  - ▶ Square-sided design with rounded front corners
  - ▶ Angled reading surface with pencil ledge
  - ▶ Four foot glides

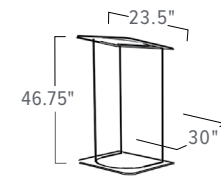
- Model 5006**
- ▶ 1/2" thick clear acrylic podium
  - ▶ Contemporary curved design
  - ▶ Angled reading surface with pencil ledge
  - ▶ Four foot glides



	DEPTH	WIDTH	HEIGHT
IN:	24	23.5	46.75
CM:	61	68	119



	DEPTH	WIDTH	HEIGHT
IN:	30	23.5	46.75
CM:	77	68	119



## FORBES HOST & VALET STATIONS

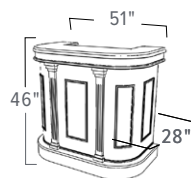
Like our podiums, Forbes Host & Valet Stations are artfully hand-crafted using high-quality hardwoods and finished in beautiful wood veneers or laminates. Designed specifically for F&B outlets, these stations accommodate a better interaction of your guests with your hosts while providing ample working space, storage, and security. Custom designs and finishes are available. Call for more information.



**★ Model 5926**

- ▶ Finished in wood veneer with solid wood molding
- ▶ Avonite top and working surface
- ▶ Two locking drawers
- ▶ Enclosed cabinet with locking doors
- ▶ Adjustable furniture levelers

	DEPTH	WIDTH	HEIGHT
IN:	28	51	46
CM:	72	130	117



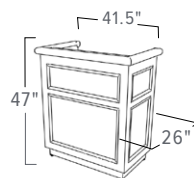
Shown in Satin Black and Cream Avonite countertop



**★ Model 5936**

- ▶ Finished in wood veneer with solid wood molding
- ▶ Avonite top and working surface
- ▶ Two locking drawers
- ▶ Enclosed cabinet with locking doors
- ▶ Recessed kick-plate
- ▶ Adjustable furniture levelers

	DEPTH	WIDTH	HEIGHT
IN:	26	41.5	47
CM:	67	106	120



Shown in Satin Black

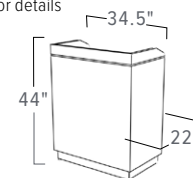


**★ Model 4894**

- ▶ Finished in HPL
- ▶ Shown with stainless steel colored trim (brass is standard)
- ▶ Two locking drawers
- ▶ Enclosed cabinet with locking doors
- ▶ Recessed kick-plate
- ▶ Adjustable furniture levelers

\*Model 5924 - Wood veneer version with Avonite work surface  
 \*Brass accents also available - call for details

	DEPTH	WIDTH	HEIGHT
IN:	22	34.5	44
CM:	56	88	112



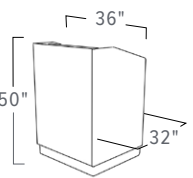
Shown in Suede HPL



**★ Model 5937**

- ▶ Finished in wood veneer
- ▶ Three cubbies above working surface
- ▶ Locking cash drawer
- ▶ Open section in middle
- ▶ Enclosed cabinet with locking doors and two shelves
- ▶ Recessed kick-plate
- ▶ Four 5" wheels (two with brakes)

	DEPTH	WIDTH	HEIGHT
IN:	32	36	50
CM:	82	92	127



Shown in Satin Red Mahogany

OPTIONAL ACCESSORIES



**MODEL 6060-19**  
Flexible microphone holder



**MODEL 6065**  
Gooseneck little light



**MODEL 6066-XLR**  
Goose-neck microphone with shock mount (Must order at time of purchase. Factory install only)



**MODEL 6072 SERIES**  
Wireless microphones



**MODEL 8001**  
Drop leaf



**MODEL 6075**  
Digital clock & timer

**MODEL 6077**  
Valet station accessory  
Rows of hooks for keys; outer door 4 rows of 7 hooks, inner door 4 rows of 6 hooks.  
Can be ordered on most valet/host stations. Call for details.



**MODEL 6064**  
Dual intensity light



**MODEL 8042**  
Power strip

**PADDED NYLON COVER**  
Heavy-duty padded nylon covers with Velcro flaps



CUSTOM ACCESSORIES



**SOUND SYSTEM 6070 (WIRED)**  
Sound system with 6064 light and 6066 microphone  
**SOUND SYSTEM 6071 (WIRELESS)**  
Sound system with 6064 light and 6071 - wireless  
(Must order at time of purchase. Factory install only)

**AUTO HEIGHT CONTROL**  
Auto height control adjusts up to 10" with the push of a button



**PULL OUT SHELF**  
Laminate or wood veneer pull-out shelf



**PULL OUT DRAWER**  
Laminate or wood veneer drawer (locking option is available but not included)



**KEYBOARD DRAWER**  
Pull-out keyboard drawer

CUSTOM LOGO SIGNAGE

Pricing subject to change based on size, finish, and complexity of logo. Artwork is required at time of ordering in vector format. Please call for more information.



ENGRAVED WITH BLACK PAINTED BACKGROUND  
Shown on polished chrome



ENGRAVED WITH BLACK PAINTED BACKGROUND  
Shown on brushed chrome



ENGRAVED WITH BLACK PAINTED BACKGROUND  
Shown on polished brass



**DIGITAL PRINT**  
Available on polished brass, polished chrome, or brushed chrome



**WATER JET CUT**  
Shown in chrome



**WATER JET CUT**  
Shown in brass



**LASER ETCHED**  
Available on clear acrylic

\*Not all accessories are available on all models. Please call for details.

\*For a complete list of finish options, please visit: [www.forbesindustries.com/colors-and-finish-options](http://www.forbesindustries.com/colors-and-finish-options)





### WHY MOBILE PARTITIONS?

Whether you are looking to divide a room, guide a crowd to the bar, or enhance your guests' experience by shielding their view of the "back of the house," Forbes Industries line of MOBILE PARTITIONS has the solution for you. Our Mobile Partitions provide an upscale, yet discrete look to keep your highly valued guests' attention off of the unsightly yet necessary day-to-day operations. Each unit comes equipped with casters or has a specially designed transport/storage cart available to provide ease of mobility and reduce worker's comp claims from lifting.



*\*For a complete list of finish options, please visit: [www.forbesindustries.com/finish-options](http://www.forbesindustries.com/finish-options).  
\*Forbes Industries Mobile Partitions should not be used in windy conditions.  
If used outdoors, anchor the partitions appropriately.*

*Shown: 6' Aspen Elite Series in Satin Stormy Birch Paired with Fiji Nesting Tables in Black Woodgrain.*

# Mobile Partitions

TREBLE | ASPEN | COVE | LOFT | PIVOT



## MOBILE PARTITIONS

Styles

### FORBES MOBILE PARTITIONS

Forbes is proud to offer five unique styles at three different price points each to ensure you get the Mobile Partition that satisfies your property's decor and budgetary needs. What will you use your partitions for?

#### TREBLE

##### SPECIAL FEATURES

- ▶ Compact footprint of 47" x 31.5" when folded for properties with limited storage
- ▶ Double-sided HPL or veneer panels allow for two different looks in one unit
- ▶ 180° Constant-torque hinges keep panels in place once deployed



Shown: Executive in Thunder Storm.

#### ◆ Nestable base design



#### ELITE

##### ★ Model 7886

- ▶ Panels: Double-sided wood veneer panels (pick two)
- ▶ Frame: Brushed stainless steel tube
- ▶ Base: Black HPL with full wrap-around bumper

Shown in Satin Brown Cherry

	LENGTH	WIDTH	HEIGHT
IN:	121	31.5	78
CM:	308	80	199

www.forbesindustries.com



#### EXECUTIVE

##### ★ Model 7883

- ▶ Panels: Double-sided HPL panels (pick two)
- ▶ Frame: Brushed stainless steel tube
- ▶ Base: Black HPL with full wrap-around bumper

Shown in Chocolate Malt HPL

	LENGTH	WIDTH	HEIGHT
IN:	121	31.5	78
CM:	308	80	199

solutions@forbesindustries.com



#### ESSENTIALS

##### ★ Model 7880

- ▶ Panels: Double-sided HPL panels (pick two)
- ▶ Frame: Powder epoxy painted steel tube
- ▶ Base: Black HPL with full wrap-around bumper

Shown in Polar Cap HPL

	LENGTH	WIDTH	HEIGHT
IN:	121	31.5	78
CM:	308	80	199

800-832-5427 | 157

# MOBILE PARTITIONS

Styles

## ASPEN

### SPECIAL FEATURES

- ▶ Available in both 4' and 6' lengths (6' shown)
- ▶ Nestable base design is great for properties with limited storage
- ▶ Comes standard with corner bumpers for extra protection



Shown: Elite in Satin Stormy Birch Paired with the SlimFold Bar in Satin Stormy Birch.

### ◆ Nestable base design



#### ELITE

- ★ **Model 7876**
- ▶ Panel: Horizontal woven pattern with stained hardwood slats
- ▶ Frame: Powder epoxy painted steel tube
- ▶ Base: Powder epoxy painted base caps with corner bumpers

Shown in Satin Stormy Birch

	LENGTH	WIDTH	HEIGHT
IN:	73.75	29.75	78
CM:	188	76	199



#### EXECUTIVE

- ★ **Model 7873**
- ▶ Panel: Chevron pattern with stained hardwood slats
- ▶ Frame: Powder epoxy painted steel tube
- ▶ Base: Powder epoxy painted base caps with corner bumpers

Shown in Satin Maple

	LENGTH	WIDTH	HEIGHT
IN:	73.75	29.75	78
CM:	188	76	199



#### ESSENTIALS

- ▶ Panel: Double-sided HPL panels (pick two)
- ▶ Frame: Powder epoxy painted steel tube
- ▶ Base: Powder epoxy painted base caps with corner bumpers

Shown in Wedding Cake HPL

	LENGTH	WIDTH	HEIGHT
IN:	73.75	29.75	78
CM:	188	76	199

## COVE

### SPECIAL FEATURES

- ▶ Curved panel design offers a unique S-pattern when multiple units are combined
- ▶ Puzzle-shaped base reduces visual gaps when units are combined
- ▶ Comes standard with a full wrap-around bumper for extra protection



Shown: Essentials in Antique Brass and Cookies N Cream paired with Fiji Nesting Tables.



#### ELITE

- ▶ Panel: Double-sided wood veneer (pick one)
- ▶ Frame: Brushed stainless steel tube
- ▶ Base: Black HPL with full wrap-around bumper

Shown in Satin Red Mahogany

	LENGTH	WIDTH	HEIGHT
IN:	47.75	26.75	78
CM:	122	68	199



#### EXECUTIVE

- ▶ Panel: Double-sided HPL (pick one)
- ▶ Frame: Brushed stainless steel tube
- ▶ Base: Black HPL with full wrap-around bumper

Shown in Upland Stone HPL

	LENGTH	WIDTH	HEIGHT
IN:	47.75	26.75	78
CM:	122	68	199



#### ESSENTIALS

- ▶ Panel: Double-sided HPL (pick one)
- ▶ Frame: Powder epoxy painted steel tube
- ▶ Base: Black HPL with full wrap-around bumper

Shown in Cookies N Cream HPL

	LENGTH	WIDTH	HEIGHT
IN:	47.75	26.75	78
CM:	122	68	199

# MOBILE PARTITIONS

Styles

## LOFT

### SPECIAL FEATURES

- ▶ Compact footprint of 4.5" x 18" when folded for properties with limited storage
- ▶ Double-sided HPL panels allow for two different looks in one unit
- ▶ Transport carts are available for easy mobility



Shown: Elite in First N Main paired with the Mystique Bar in Macadamia Nut HPL.



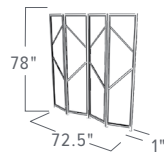
### ELITE

#### ★ Model 7856

- ▶ Panel: Double-sided HPL (pick two) with frosted acrylic accent
- ▶ Frame: Brushed stainless steel tube
- ▶ Base: Adjustable furniture levelers

Shown in First N Main HPL

	LENGTH	WIDTH	HEIGHT
IN:	72.5	1	78
CM:	185	2.54	199



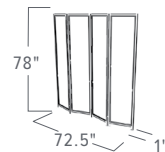
### EXECUTIVE

#### ★ Model 7853

- ▶ Panel: Double-sided HPL (pick two)
- ▶ Frame: Brushed stainless steel tube
- ▶ Base: Adjustable furniture levelers

Shown in Negotiating in Geneva HPL

	LENGTH	WIDTH	HEIGHT
IN:	72.5	1	78
CM:	185	2.54	199



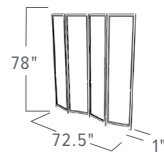
### ESSENTIALS

#### ★ Model 7850

- ▶ Panel: Double-sided HPL (pick two)
- ▶ Frame: Powder epoxy painted steel tube
- ▶ Base: Adjustable furniture levelers

Shown in Royal Burgundy HPL

	LENGTH	WIDTH	HEIGHT
IN:	72.5	1	78
CM:	185	2.54	199



## PIVOT

### SPECIAL FEATURES

- ▶ Easy transport & storage, on wheels with folding base legs
- ▶ Industrial styling 2" brushed steel frame with clear coat
- ▶ Two looks in one! Double sided to customize for the look you want



Shown: Both Faux Grass and Vermont Grey Shiplap.



Front: Vermont Grey Shiplap



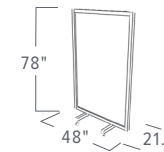
Back: Faux Grass

MIX AND MATCH SIDES TO CUSTOMIZE YOUR LOOK

#### ★ Model 7831

- ▶ Front Panel: Vermont Grey Shiplap
- ▶ Back Panel: Faux Grass
- ▶ Frame: Clear powder epoxy protected brushed steel frame

	LENGTH	WIDTH	HEIGHT
IN:	48	21.75	78
CM:	122	56	199



COMPACT STORAGE & TRANSPORT  
The Pivot Mobile Partition legs fold flat for easy storage and transport

# Portable Dance Floors

FLORLOK | MULTILOK | WEDLOK



## PORTABLE DANCE FLOORS

Features & Benefits

### FORBES PORTABLE DANCE FLOORS

Built with durability and beauty in mind, Forbes' Portable Dance Floors stand up to heavy use while maintaining their original strength and luster. Our interlocking dance floor panels are available in a variety of sizes, finishes, and substrates depending on your needs. These Portable Dance Floors are ideal for hotels, restaurants, clubs, caterers, convention centers, event organizers, venues, trade shows and weddings.


Learn more at: [www.forbesindustries.com/product-category/meetings-and-events/dance-floors/](http://www.forbesindustries.com/product-category/meetings-and-events/dance-floors/)

FEATURES	flor lok®	multi lok®	wed lok®
INDOOR	✓	✓	✓
OUTDOOR		✓	
BRICK WORK DESIGN	✓	✓	✓
FRAME SUBSTRATE	Aluminum / Plywood	Aluminum—Extruded Composite	Aluminum / Plywood / Acrylic
SURFACE	Hardwood	Vinyl	Acrylic
AVAILABLE FINISHES	Light Oak Parquet / Smoked Oak Parquet / Jatoba Parquet	Auckland Oak / Burnt Ginger Ebony Oak / Distressed Oak	White Acrylic
TRIM	*Natural Aluminum—Black or Gold Anodized	*Natural Aluminum—Black or Gold Anodized	*Natural Aluminum
TRIM SIZE	4"W	4"W	4"
FULL PANEL SIZE	34" x 34"	34" x 34"	48" x 24"
HALF PANEL SIZE	34" x 17"	34" x 17"	24" x 24"
TRANSPORT CART AVAILABLE	Holds 15' x 15' Cart: 44" x 26" x 50" - 163lbs	Holds 15' x 15' Cart: 44" x 26" x 50" - 163lbs	16' x 16' Cart: 56.25" x 28.375"W x 52.25"H
MIN-MAX SIZE	6' x 6' - 48' x 48'	6' x 6' - 48' x 48'	8' x 8' - 40' x 40'
NO TOOLS REQUIRED	✓	✓	✓
WHEELCHAIR ACCESSIBLE	✓	✓	✓
WIPE CLEAN SURFACE	✓	✓	✓
3 YEAR WARRANTY	✓	✓	✓
RIBBED BATTENS ON REAR OF PANELS	✓	✓	✓
LACQUERED PLYWOOD BASE	✓		✓
 WATERPROOF		✓	
PRESSURE WASH TOLERANT		✓	
ENVIRONMENTALLY FRIENDLY/RECYCLABLE		✓	

\* Natural Aluminum is standard. Other finishes subject to up-charge.

### FEATURES - BENEFITS

- ▶ Three unique styles are available to fit your needs - Multilok/Florlok/Wedlok
- ▶ No screws or tools required - quick and easy set up and tear down
- ▶ Innovative brickwork design offers strength and ensures that panel edges are fully secured
- ▶ Each styles is configured of both full and half panel sizes making them lightweight and easy to handle
- ▶ Most floors can be set up in approximately 10 minutes and removed in about 8 minutes
- ▶ Low-profile and sloped edging - wheelchair accessible
- ▶ Wipe-clean surface - very low maintenance and easy to clean
- ▶ Durable dance floor - long lasting for better return on investment (ROI)
- ▶ 3-Year warranty on manufacturing, labor and materials
- ▶ Specially engineered powder-coated transport/storage carts are available making setup and tear-down a breeze
- ▶ Each cart is specifically manufactured to fit through standard single width doorways



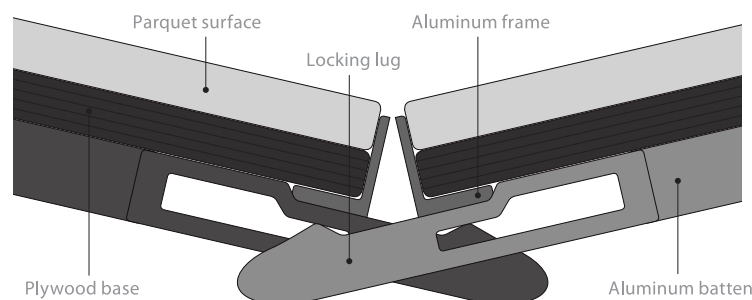


**FLORLOK - INDOOR USE**

- ▶ Panels are manufactured with aluminum frames, ribbed battens and 7mm basket wood parquet
- ▶ Three different finishes top coated in a clear UV lacquer for extra protection
- ▶ No stain on the finish - same color throughout each piece of wood
- ▶ Comprised of two panel sizes, 34" x 34" (full panel) and 34" x 17" (half panel)
- ▶ Three trim options to tie it all together
- ▶ Transport/storage carts are available for quick and effortless transport and storage
- ▶ Each cart holds a 15' x 15' complete dance floor (Cart: 44" x 26" x 50" - 163lbs)



Dance Floor Size Range: 6' x 6' to 48' x 48'



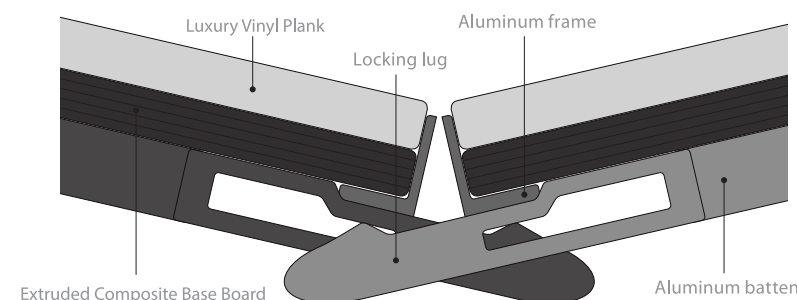
SUITABLE FOR OUTDOOR USE

**MULTILOK - OUTDOOR & INDOOR USE**

- ▶ Panels are manufactured with aluminum frames, ribbed battens and extruded composite base board
- ▶ It is available with your choice of four different Kardean® commercial grade vinyl options
- ▶ Comprised of two panel sizes, 34" x 34" (full panel) and 34" x 17" (half panel)
- ▶ Structured rear panel - aids grip on carpets
- ▶ Composite base boards and aluminum tray are 100% waterproof and recyclable
- ▶ Three trim options to tie it all together
- ▶ Transport/storage carts are available for quick and effortless transport and storage
- ▶ Each cart holds a 15' x 15' complete dance floor (Cart: 44" x 26" x 50" - 163lbs)



Dance Floor Size Range: 6' x 6' to 48' x 48'



FLOOR TRIM OPTIONS - 4"

Natural Aluminum is standard. All other finishes are subject to up-charge.



Watch the video at: [www.forbesindustries.com/videos](http://www.forbesindustries.com/videos)

FLOOR TRIM OPTIONS - 4"

Natural Aluminum is standard. All other finishes are subject to up-charge.



Watch the video at: [www.forbesindustries.com/videos](http://www.forbesindustries.com/videos)

# PORTABLE DANCE FLOORS

Styles

wed lok®


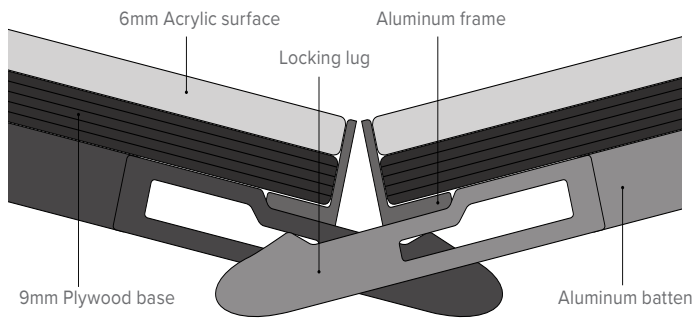


## ★ WEDLOK - INDOOR USE

- ▶ Panels are manufactured with aluminum frames, ribbed battens and 6mm white through color acrylic
- ▶ Lacquered plywood base - helps against moisture for extra protection
- ▶ 6mm white through colored commercial acrylic panels
- ▶ Lightweight aluminum edging, frame, and locking lugs
- ▶ Comprised of two panel sizes, 48" x 24" (full panel) and 24" x 24" (half panel)
- ▶ Natural Aluminum trim to tie it all together
- ▶ Transport/storage carts are available for quick and effortless transport and storage
- ▶ Each cart holds a 16' x 16' complete dance floor (Cart: 56.25" x 28.375" x 52.25" - 163lbs)

### FLOOR TRIM OPTION - 4"

Dance Floor Size Range: 8' x 8' to 48' x 48'



Renowned for its elegant and sophisticated high gloss white finish, our Wedlok® Portable Dance Floor is used to create the perfect white wedding feel.

# Mobile Stages

MOBILE STAGES | RAMPS | STAIRS | GUARD RAILS | SKIRTING





# MOBILE STAGES

Features & Configurations

## FORBES STAGES

Forbes' Dual-Height Mobile Staging System offers all the advantages of a mobile folding stage, plus the added simplicity and speed of built-in height adjustability.

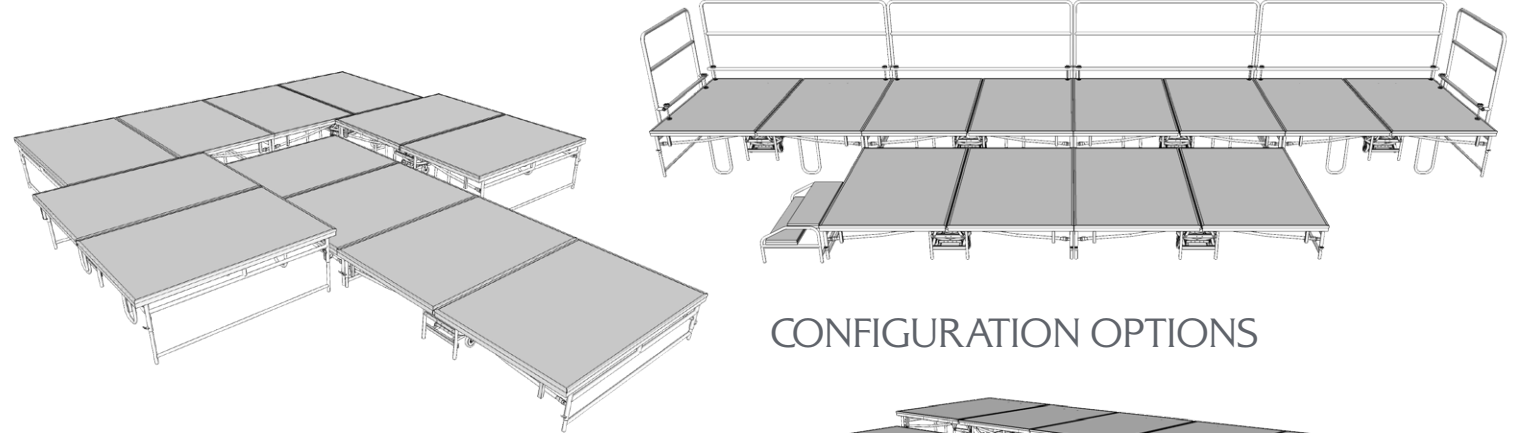
### FEATURES - BENEFITS

- ▶ Our durable Mobile Stages are designed to be set-up and taken down by only two people, resulting in considerable savings in time and labor costs.
- ▶ Available in two sizes (6'x8' and 4'x8'), our Mobile Stages are ideal for head table risers, performance stages, fashion runways, speaker's platforms, and theater-in-the-round performances.
- ▶ All necessary accessories are also available: step units, ADA ramps, guard rails, chair/table stops, and stage skirting.


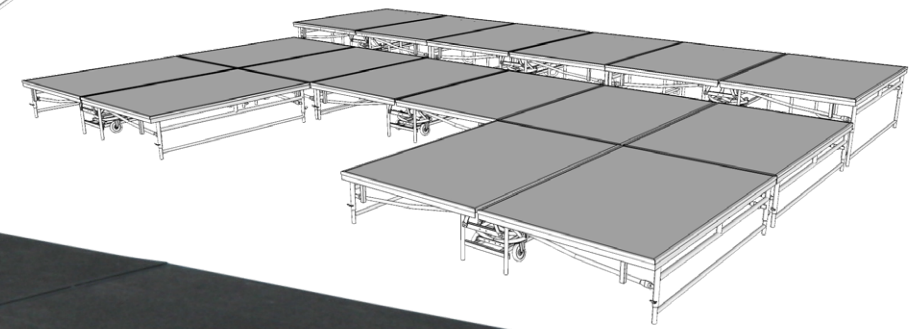


# MOBILE STAGES

Features & Configurations



### CONFIGURATION OPTIONS




Over-center locking mechanism keeps legs locked into place during transport.



Each section of a Forbes Mobile Stage rolls freely on its own four casters. No heavy sections to lift and carry, no storage caddies necessary.

Powder coated steel edge banding provides long lasting wear and durability.

Forbes' pin and cable operation allows for easy height adjustment.





- Model 4140**
- ▶ 4' x 8' dual height stage
  - ▶ 16"- 24" heights
  - ▶ Carpeted folding deck
  - ▶ Steel frame
  - ▶ Reinforced steel under chassis and legs
  - ▶ Finished in black powder epoxy

	DEPTH	WIDTH	HEIGHT
IN:	96	48	16
CM:	244	122	41

- Model 4150**
- ▶ 6' x 8' dual height stage
  - ▶ 16"- 24" heights
  - ▶ Carpeted folding deck
  - ▶ Steel frame
  - ▶ Reinforced steel under chassis and legs
  - ▶ Finished in black powder epoxy

	DEPTH	WIDTH	HEIGHT
IN:	96	72	16
CM:	244	183	41

- Model 4141**
- ▶ 4' x 8' dual height stage
  - ▶ 24"- 32" heights
  - ▶ Carpeted folding deck
  - ▶ Steel frame
  - ▶ Reinforced steel under chassis and legs
  - ▶ Finished in black powder epoxy

	DEPTH	WIDTH	HEIGHT
IN:	96	48	24
CM:	244	122	61

- Model 4151**
- ▶ 6' x 8' dual height stage
  - ▶ 24"- 32" heights
  - ▶ Carpeted folding deck
  - ▶ Steel frame
  - ▶ Reinforced steel under chassis and legs
  - ▶ Finished in black powder epoxy

	DEPTH	WIDTH	HEIGHT
IN:	96	72	24
CM:	244	183	61

GUARD RAILS



- MODEL 4170**  
Round steel tube. Finished in black powder epoxy.
- \*Model 4170-3 — 3' length
  - \*Model 4170-4 — 4' length
  - \*Model 4170-8 — 8' length

	DEPTH	WIDTH
IN:	7	28
CM:	18	72

- MODEL 4180**  
Round steel tube. Finished in black powder epoxy.
- \*Model 4180-3 — 3' length
  - \*Model 4180-4 — 4' length
  - \*Model 4180-8 — 8' length

	DEPTH	WIDTH
IN:	7	42
CM:	18	107

STAIRS



- MODEL 4190**  
Stairs for 16"- 24" high stages.  
Two carpeted treads.

	DEPTH	WIDTH	HEIGHT
IN:	22	38	16
CM:	56	97	41



- MODEL 4192**  
Stairs for 16"- 24" high stages.  
Guard rails. Two carpeted treads.

- \*Model 4192-28 — 28" high guard rails (52" overall)
- \*Model 4192-42 — 42" high guard rails (65.5" overall)

	DEPTH	WIDTH
IN:	25.5	39
CM:	65	100



- MODEL 4193**  
Stairs for 24"- 32" high stages.  
Guard rails. Three carpeted tread.

- \*Model 4193-28 — 28" high guard rails (66.5" overall height)
- \*Model 4193-42 — 42" high guard rails (74" overall height)

	DEPTH	WIDTH
IN:	35	38
CM:	89	97

ADA ALUMINUM RAMP PARTS

Our ADA Aluminum Ramp Kit is an essential element of the complete staging system. Allowing anyone to use the stage and comply with the ADA, our Stage Ramp Kit is available for any Forbes Stage. Our ADA Ramp Kit is portable and can be easily used for events as needed. If the ramp is not needed at one event, it can be easily stored until the next one.

- MODEL 4196**
- ADA Stage Ramp, 36"W x 24"L
  - Ramp can be quickly separated into one 16' and one 8' section (\*Additional parts required, call for information)
  - Aluminum Handrails
  - Vertical support stands
  - Two approach plates



SPECIAL FEATURES INCLUDE:

- ADA-compliant ramp system
- Rolls up easily for transport and storage
- Made from lightweight aircraft aluminum that supports up to 1,000 lbs
- Quick-connect system allows for easy expanding or shortening of lengths
- Additional parts required to use two sections at once. Call for more information
- Because of its versatile design, there are multiple options for placing your ramp
- Kit includes lightweight aluminum handrails, vertical support stands, and two approach plates
- Additional transition kits and accessories are available, please call for more information.

CHAIR/TABLE STOPS

- MODEL 4185**  
Reinforced steel tube construction.  
Finished in black powder epoxy.

- \*Model 4185-3 — 3' length
- \*Model 4185-4 — 4' length
- \*Model 4185-5 — 5' length
- \*Model 4185-6 — 6' length
- \*Model 4185-8 — 8' length



SKIRTING



- MODEL 4162**
- 16"- 24" high
  - Flat panel with box pleat valance
  - Washable flame retardant fabric

- \*Model 4170-3 — 3' length
- \*Model 4170-4 — 4' length
- \*Model 4170-8 — 8' length

- MODEL 4162**
- 24"- 32" high
  - Flat panel with box pleat valance
  - Washable flame retardant fabric

- \*Model 4163-4 — 4' length
- \*Model 4163-6 — 6' length
- \*Model 4163-8 — 8' length

\*Skirt color options available, call for more details

TRANSPORT CARTS



- MODEL 4199-6**
- Our Transport/Storage cart is a key factor when it comes to fast set-up/break down and compact storage. The ramp sections and guard rails lean neatly against the frame of the cart and are secured by heavy-duty poly straps. Call for more information.

# Weather-Resistant Tropical Hardwood Family

Our Tropical Hardwood is well known for its durability and resistance to the elements and insects. Forbes Industries offers an entire line of these weather-resistant indoor/outdoor products finished in beautiful and durable Tropical Hardwood to meet all of your outdoor event needs! Custom models are also available. Contact us today for more information.



SUITABLE FOR  
OUTDOOR USE



Bar & Back Bar




Buffet Station



Host Station



EcoFlex Tables



Action Station



Ice Restock Cart

\*Can be used outdoors for a limited time under indirect sun and minimal moisture exposure.


# Public Guidance Systems

CLASSIC STANCHIONS | RETRACTABLE BELTRAC STANCHIONS



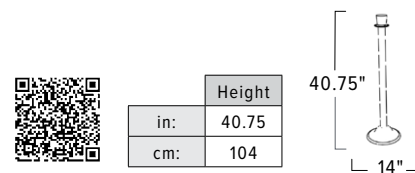
## CLASSIC STANCHIONS

Forbes offers an extensive line of Public Guidance Systems. With post choices in stainless steel and solid brass along with our various rope color and finial options, you are assured of finding the right combination for your facility.



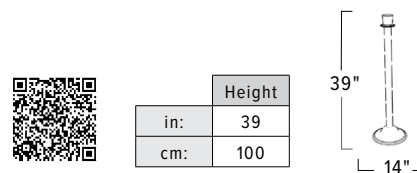
- ★ Model 2746**
- ▶ *Brushed brass*
  - ▶ *Ball finial*
  - ▶ *14" weighted flared base*

\*Model 2744 - Brushed stainless steel  
\*Model 2745 - Polished stainless steel  
\*Model 2747 - Polished brass



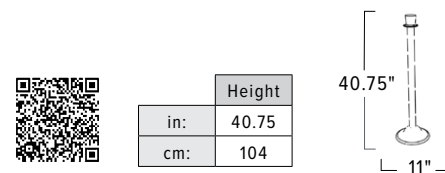
- ★ Model 2740**
- ▶ *Brushed stainless steel*
  - ▶ *Drum finial*
  - ▶ *14" weighted flared base*

\*Model 2741 - Polished stainless steel  
\*Model 2742 - Brushed brass  
\*Model 2743 - Polished brass



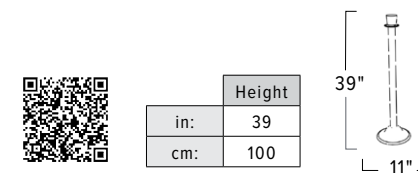
- Model 2735**
- ▶ *Polished stainless steel*
  - ▶ *Ball finial*
  - ▶ *11" weighted bell base*

\*Model 2734 - Brushed stainless steel  
\*Model 2736 - Brushed brass  
\*Model 2737 - Polished brass



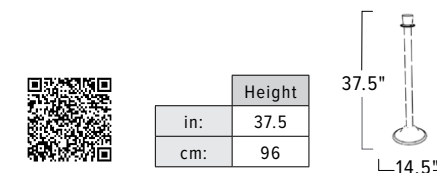
- ★ Model 2738**
- ▶ *Painted Bronze finish*
  - ▶ *Drum finial*
  - ▶ *11" weighted bell base*

\*Model 2730 - Brushed stainless steel  
\*Model 2731 - Polished stainless steel  
\*Model 2732 - Brushed brass  
\*Model 2733 - Polished brass



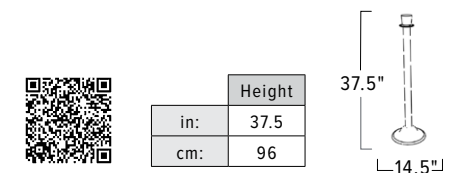
- ★ Model 2723**
- ▶ *Polished brass*
  - ▶ *Drum finial*
  - ▶ *14.5" weighted flat base*

\*Model 2720 - Brushed stainless steel  
\*Model 2721 - Polished stainless steel



- ★ Model 2725**
- ▶ *Polished stainless steel*
  - ▶ *Ball finial*
  - ▶ *14.5" weighted flat base*

\*Model 2724 - Brushed stainless steel  
\*Model 2727 - Polished brass



## RETRACTABLE BELTRAC SERIES

Forbes offers an extensive line of Public Guidance Systems. With post choices in stainless steel, solid brass, chrome plated, or textured black epoxy, and our various belt colors and accessories, you are assured of finding the right combination for your facility. Custom belt printing is available, call for details.



Beltrac® by Forbes




### CUSTOM BELT PRINTING

Take your branding to the next level with custom belt printing. Make sure your message is heard with our state-of-the-art digital imprint technology. Custom belt printing is available on all Beltrac® by Forbes models. Call for more details.

### VALUE PLUS SERIES

### DELUXE SERIES

### PRESTIGE SERIES



**Model 2701**

- ▶ Chrome plated finish
- ▶ 7-foot Beltrac
- ▶ 12.5" weighted base

\*Model 2700 - Textured Black finish

Height	
in:	40
cm:	102

40" height, 12.5" base

**Model 2715**

- ▶ Gold anodized finish
- ▶ Beltrac retractable belt
- ▶ 14.5" weighted flat base

Height	
in:	38.5
cm:	98

38.5" height, 14.5" base

**Model 2711**

- ▶ Brushed stainless steel
- ▶ Beltrac retractable belt
- ▶ 14" weighted titanium base

Height	
in:	40
cm:	102

40" height, 14" base

**Model 2712**

- ▶ Polished stainless steel
- ▶ Beltrac retractable belt
- ▶ 14" weighted titanium base

Height	
in:	40
cm:	102

40" height, 14" base

**Model 2705**

- ▶ Chrome plated finish
- ▶ Beltrac retractable belt
- ▶ 14" weighted base

Height	
in:	40
cm:	102

40" height, 14" base

**Model 2704**

- ▶ Textured black finish
- ▶ Beltrac retractable belt
- ▶ 14" weighted base

Height	
in:	40
cm:	102

40" height, 14" base

**Model 2706**

- ▶ Gold anodized finish
- ▶ Beltrac retractable belt
- ▶ 14" weighted base

Height	
in:	40
cm:	102

40" height, 14" base

## PUBLIC GUIDANCE OPTIONS & ACCESSORIES

### BRAIDED ROPE OPTIONS



BLACK BRAIDED

**SNAP HOOK FINISH**      **6' LENGTH**  
*Polished Stainless Steel*      **2738R-6-BK**

### VELOUR ROPE OPTIONS



EBONY VELOUR

CRIMSON VELOUR

SAPPHIRE VELOUR

SNAP HOOK FINISH	4' LENGTH	5' LENGTH	6' LENGTH
<i>Brushed Stainless Steel</i>	2784-4	2784-5	2784-6
<i>Polished Stainless Steel</i>	2785-4	2785-5	2785-6
<i>Polished Brass</i>	2786-4	2786-5	2786-6

### VINYL ROPE OPTIONS




GRAY VINYL

BLACK VINYL

RED VINYL

SNAP HOOK FINISH	4' LENGTH	5' LENGTH	6' LENGTH
<i>Brushed Stainless Steel</i>	2780-4	2780-5	2780-6
<i>Polished Stainless Steel</i>	2781-4	2781-5	2781-6
<i>Polished Brass</i>	2782-4	2782-5	2782-6

### BELT OPTIONS



RED

GRAY

BLUE

BLACK

### SIGN FRAME OPTIONS

*Sign Frames available in gold, chrome, satin aluminum, or black matte*



**MODEL 2760 (BELTRAC)**  
 7" x 11" sign frame

\*Model 2761 for Drum top, classic



**MODEL 2762 (BELTRAC)**  
 11" x 14" sign frame

\*Model 2763 for Drum top, classic

### STANCHION TRANSPORT CART



**MODEL 2799**  
 Stanchion transport cart Steel superstructure Heavy duty non-marking wheels

	Length	Width	Height
in:	50	25	57
cm:	127	64	145



### CUSTOM BELT PRINTING



**CUSTOM BELT PRINTING (XXXX-LB)**

*Get your message out with a custom printed belt. We can customize your belts with your graphics and logo.*

*\*Available on Beltrac models only (MOQ - 5)*

# Signage, Flip Charts & Easels

MENU & SIGN STANDS | FLIP CHARTS & EASELS





## MENU & SIGN STANDS

Forbes has an extensive range of Menu & Sign Stand models to choose from. Whether you're looking for traditional or contemporary designs, Forbes' collection of Signage is sure to please. To further enhance customization options, all Forbes' Signage is available in a wide variety of styles and finishes, and custom design requests are welcome.




- ★ Model 6836**
- ▶ Menu stand
  - ▶ Brass with weighted base
  - ▶ Reeded post
  - ▶ Window dims: 29" x 20"



	HEIGHT
IN:	49.5
CM:	126

- ★ Model 6830-PS**
- ▶ Sign stand
  - ▶ Polished stainless steel with weighted base
  - ▶ Window dims: 16" x 14"



	HEIGHT
IN:	55
CM:	141

- ★ Model 6817**
- ▶ Poster stand with powder epoxy-painted frame and base
  - ▶ Open frame (no acrylic)
  - ▶ Brass post with weighted base
  - ▶ Window dims: 14" x 22"



	HEIGHT
IN:	70
CM:	178

- ★ Model 2765**
- ▶ 18" Diameter base
  - ▶ Custom printed single-sided Sintra or paper graphics
  - ▶ Black powder epoxy finish
  - ▶ Window dims: 12" x 50"



	HEIGHT
IN:	50
CM:	127

- ★ Model 6819**
- ▶ Sign stand
  - ▶ Finished in wood veneer
  - ▶ Epoxy-painted frame
  - ▶ Wood veneer finished weighted base
  - ▶ Window dims: 8.5" x 11"



	HEIGHT
IN:	52
CM:	132

- ★ Model 6823**
- ▶ Menu stand
  - ▶ Avonite base with hardwood reinforcements
  - ▶ Decorative wood post
  - ▶ Window dims: 15.75" x 13.75"



	HEIGHT
IN:	45
CM:	115

- ★ Model 6820**
- ▶ Sign stand
  - ▶ Avonite base with hardwood reinforcements
  - ▶ Two-sided acrylic window
  - ▶ Decorative wood post
  - ▶ Window dims: 16" x 14"



	HEIGHT
IN:	54
CM:	138

## FLIP CHARTS & EASELS

Forbes' collection of attractive and durable Flip Charts and Easels is available in a wide variety of styles sure to complement the decor of any establishment.



- ★ Model 8160**
- ▶ Flip chart
  - ▶ Painted steel tube design
  - ▶ Pencil ledge
  - ▶ Adjustable furniture levelers

- ★ Model 6800**
- ▶ Solid Oak easel
  - ▶ Fixed ledge with decorative plant-on
  - ▶ Folding back leg for storage

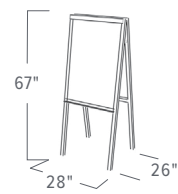
- ★ Model 6812**
- ▶ Stainless steel tube easel with brushed finish
  - ▶ Adjustable ledge
  - ▶ Mitered top design
  - ▶ Folding back leg for storage

- ★ Model 6811**
- ▶ Solid brass tube easel with brushed finish
  - ▶ Adjustable ledge with polished brass finish
  - ▶ Folding back leg for storage

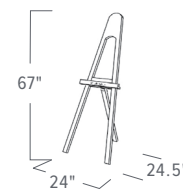
\* Shown with 6809 top clamp (not included on base model)  
 \* Model 6811-PS - Polished stainless steel  
 \* Model 6811-SS - Brushed stainless steel



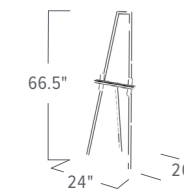
	DEPTH	WIDTH	HEIGHT
IN:	26	28	67
WW:	67	72	171



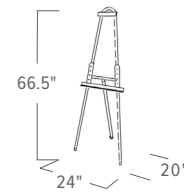
	DEPTH	WIDTH	HEIGHT
IN:	24.5	24	67
CM:	63	61	171



	DEPTH	WIDTH	HEIGHT
IN:	20	24	66.5
CM:	51	61	169



	DEPTH	WIDTH	HEIGHT
IN:	20	24	66.5
CM:	51	61	169



# We've got you Covered!

Protect your investment with a custom cover and add your logo for branding. Our covers are built to fit your specific product; don't settle for generic sizes or sloppily draped covers. We have sourced the finest fabrics to create aesthetically pleasing covers for ballrooms, pool areas, lobbies, and concession areas, as well as padded covers for storage and protection.



**LUGGAGE  
CARTS**



**PODIUMS &  
HOST STATIONS**

**ADD YOUR LOGO  
FOR BRANDING**



**CUSTOM FIT  
COVERS**



**CARTS &  
BUFFETS**

**BARS &  
BACK BARS**





**Location photography courtesy of the following fine resorts:**

**JW Marriott Desert Springs Resort & Spa**

**Fairmont Austin**

**Sheraton San Diego Hotel & Marina**

**Durango Casino & Resort**

**AC Hotel by Marriott  
Los Angeles South Bay**

**Photographer: Jason Hornick  
The Ritz-Carlton, Washington D.C.**

**Pechanga Resort Casino**

**Marriott Irvine Spectrum**

**Resorts World Las Vegas**

**Aria Resort & Casino Las Vegas**

**Park MGM Las Vegas**

**Omni Rancho Las Palmas Resort & Spa**

**Embassy Suites by Hilton Ontario Airport**

**Hilton Hawaiian Village  
Waikiki Beach Resort**

**Encore at Wynn Las Vegas**

<b>Model</b>	<b>Page</b>	<b>Model</b>	<b>Page</b>
2310 .....	139	2799 .....	178
2700 .....	176	4140 .....	170
2701 .....	176	4141 .....	170
2704 .....	177	4150 .....	170
2705 .....	177	4151 .....	170
2706 .....	177	4162 .....	171
2711 .....	176	4163-4 .....	171
2712 .....	176	4163-6 .....	171
2715 .....	176	4163-8 .....	171
2720 .....	175	4170 .....	170
2721 .....	175	4170-3 .....	170, 171
2723 .....	175	4170-4 .....	170, 171
2724 .....	175	4170-8 .....	170, 171
2725 .....	175	4180 .....	170
2727 .....	175	4180-3 .....	170
2730 .....	175	4180-4 .....	170
2731 .....	175	4180-8 .....	170
2732 .....	175	4185 .....	171
2733 .....	175	4185-3 .....	171
2734 .....	174	4185-4 .....	171
2735 .....	174	4185-5 .....	171
2736 .....	174	4185-6 .....	171
2737 .....	174	4185-8 .....	171
2738 .....	175	4190 .....	171
2738R-6-BK .....	178	4192 .....	171
2740 .....	174	4192-28 .....	171
2741 .....	174	4192-42 .....	171
2742 .....	174	4193 .....	171
2743 .....	174	4193-28 .....	171
2744 .....	174	4193-42 .....	171
2745 .....	174	4196 .....	171
2746 .....	174	4199-6 .....	171
2747 .....	174	4402 .....	139
2760 .....	178	4403 .....	138
2761 .....	178	4410 .....	138
2762 .....	178	4420 .....	40
2763 .....	178	4422 .....	40
2765 .....	180	4426 .....	40
2780-4 .....	178	4432 .....	40
2780-5 .....	178	4541 .....	127
2780-6 .....	178	4542 .....	127
2781-4 .....	178	4740 .....	132
2781-5 .....	178	4757 .....	133
2781-6 .....	178	4790 .....	131
2782-4 .....	178	4832 .....	57
2782-5 .....	178	4847-5 .....	15
2782-6 .....	178	4847-6 .....	15
2784-4 .....	178	4849-5 .....	17
2784-5 .....	178	4849-6 .....	17
2784-6 .....	178	4857 .....	31
2785-4 .....	178	4858 .....	5, 30
2785-5 .....	178	4859-5 .....	14
2785-6 .....	178	4859-6 .....	14
2786-4 .....	178	4860-6 .....	5, 17
2786-5 .....	178	4861-5 .....	16
2786-6 .....	178	4861-6 .....	16

# FOOD & BEVERAGE

## Index

Model	Page	Model	Page	Model	Page
4863-5-W	11	5528	129	5913	146
4864	13	5529	129	5914	147
4865-5	23	5530	127	5918	146
4865-6	23	5532	125	5920	144
4866-4	26	5534	128	5924	151
4866-6	26	5535	128	5926	150
4867-5	21	5536	56	5930	147
4867-6	21	5538	128	5936	150
4869-5	4, 23	5539	128	5937	151
4869-6	4, 23	5557	130	5941	148
4872	12	5562	130	5980	133
4878-5	15	5565	131	5986	134
4878-6	15	5566	132	5987	134
4879-5	7	5570	56	6000	41
4879-6	7	5575	135	6002	136
4880-5	16	5591	55, 125	6002-SS	136
4880-6	16	5593	55	6004	136
4883	7, 27	5635	130	6004-PS	136
4885	4, 35	5742A-EN	137	6005	136
4886-W	11	5742B-EN	137	6005-PS	136
4887	33	5744	57	6007	136
4894	151	5759	133	6007-PS	136
4895	144	5769-5	9, 18	6022	136
4898	145	5769-6	9, 18	6034	136
4900	144	5771-5	14	6035	136
4941	95	5771-6	14	6054	41
4943	95	5773-6	10	6055	41
4946	95	5776-5	19	6060-19	152
4948	95	5776-6	19	6064	152
4959	116	5777-6	8, 20	6065	152
4960	116	5779-5	8, 18	6066-XLR	152
4960-5	5, 17	5779-6	8, 18	6070	152
4961	116	5781-5	19	6071	152
4962	116	5781-6	19	6072	152
4965	122	5783	9, 21	6075	152
4969	117	5785-5	20	6077	152
4970	117	5785-6	20	6116	41
4971	117	5790-5	16	6116-UC	41
4972	117	5790-6	16	6117	41
4978	122	5806-6	6, 22	6118	41
5005	149	5808	6, 34	6119	41
5006	149	5810	30	6131	41
5010	102	5860	9, 32	6150	41
5200-6	98	5868	8, 32	6223	136
5201-6	98	5870	33	6228	136
5202-6	98	5873	10, 31	6239	136
5203-6	98	5874	9, 35	6240	136
5206-5	98	5881	27	6241	136
5442	135	5887	8, 34	6245	136
5450-C	99	5890	142	6247	136
5460-B	99	5891	142	6249	136
5515	126	5899	143	6261	121
5516	126	5901	145	6262	121
5520	128	5906	148	6266	118
5524	129	5908	141	6268	120
5527	129	5912	143	6269	120

# FOOD & BEVERAGE

## Index

Model	Page	Model	Page	Model	Page
6271	120	6850	38	7853	160
6272	120	6860	38	7856	160
6273	121	6861	38	7860	159
6285	41	7010-KP	94	7863	159
6286	41	7010-MH	94	7866	159
6295	41	7013-5	89	7870	158
6296	41	7013-6	89	7873	158
6500	65	7013-8	89	7876	158
6503	65	7021	91	7880	157
6506	65	7022	91	7883	157
6510	70	7023	91	7886	157
6513	70	7024	91	8001	152
6516	70	7025	91	8042	152
6540	68	7026	91	8160	182
6540-4	68	7027	91		
6540-5	68	7028	91	Custom Carving Station	110
6540-6	68	7031	91	Custom Cold Station	110
6543	68	7032	91	Custom Gelato Station	113
6543-4	68	7033	91	Custom Omelet Station	112
6543-5	68	7034	91	Custom Raw Bar	111
6543-6	68	7035	91	Custom Seafood Display Station	111
6546	68	7036	91	Custom Soup & Salad Station	112
6546-4	68	7037	91	Custom Warming Buffet Station	110
6546-5	68	7038	91		
6546-6	68	7039	91		
6550	66	7040	91		
6553	66	7043	91		
6556	66	7044	91	F30-5134	101
6560	76	7050	93	F30-5144	100
6563	76	7060	91	F30-5154	101
6566	76	7061	91	F30-5164	100
6570	37, 74	7062	91	F30-5172	102
6570-4	74	7063	91	F30-5174	103
6570-4-PNT	74	7064	91	F35-5511	51
6570-6	37, 74	7065	91	F35-5513	51
6570-6-PNT	74	7066	91	F35-5515	50
6570-EN	36	7067	91	F35-5521	45
6570-EN-6	36	7068	91	F35-5523	45
6570-PS	37	7069	91	F35-5525	44
6570-PS-4	74	7401	80	F35-5541	49
6570-PS-6	37, 74	7402	81	F35-5545	49
6570-SS	36	7404	80	F35-5547	48
6570-SS-4	74	7405	81	F35-5561	47
6570-SS-6	36, 74	7407	80	F35-5564	47
6581	63	7408	81	F35-5567	46
6583	63	7411	82	F35-5571	59
6586	63	7414	82	F35-5573	59
6800	182	7417	82	F35-5575	58
6811	183	7431	88		
6812	183	7435	88	Florlok	164
6817	180	7438	88	Multilok	165
6819	181	7441	85	Pre-configured Action Stations	113
6820	181	7444	85	Wedlok	166
6823	181	7447	85		
6830-PS	180	7831	161		
6836	180	7850	160		



Forbes Industries is a US-based manufacturer with over 100 years of experience in the design and manufacturing of mobile carts and portable products. Many of our products are manufactured in our state-of-the-art facility in California and ship worldwide. Forbes stands by a philosophy that blends an uncompromising commitment to quality and excellence with a dedication to technological advancement and innovation.

Our innovative mobile products make it easy to give your guests 5-star service, when and where they expect it. Our broad line of products includes Banquet Chairs, Banquet Tables, Bars & Back Bars, Buffet Systems, Cocktail Tables, Dance Floors, Host Stations, Housekeeping Carts, Induction Tables, In-Room Dining Equipment, Live Cooking Action

Stations, Luggage Carts, Luggage Racks, Mixology Bar Carts, Nesting Tables, Partitions, Podiums, Public Guidance Systems, Rolling Displays, Service Carts, Serving Tables, Signage, Stages, Training Tables, Transport Carts, and Valet Stations.

Our customers trust us to produce portable and mobile product solutions that will project an image of quality and will be long-lasting. No hassles, no worries, just innovations that work.

Thank you for choosing Forbes Industries.





**FOOD & BEVERAGE | VOLUME IV**

[www.forbesindustries.com](http://www.forbesindustries.com) | [solutions@forbesindustries.com](mailto:solutions@forbesindustries.com)

1933 East Locust Street | Ontario, California 91761

**Phone: 800-832-5427** | Fax: 909-923-1969

We reserve the right to change and improve our products.

Join us on social media for special sneak-peeks  
and exclusive promotions!



© Forbes Industries 2024