



VOLUME II

- 10 YEAR LINENLESS TABLES
- TRAINING / BANQUET / COCKTAIL
- BANQUET ROUNDS
- NESTING & CATERING TABLES
- PODIUMS, STAGES, DANCE FLOORS
- BANQUET & EVENT CHAIRS

MEETINGS + EVENTS





Meetings+Events Solutions

At Forbes Industries, we're revolutionizing the furniture used for event spaces. We've reengineered it to be lighter, stronger, linenless, fast & easy to set up and to use less storage space. Our lightweight Revolution® Tables are the results of such a commitment. We offer a wide range of US-made banquet, training, cocktail, and café tables at good, better, and best price points as well as dance floors, stages, and transport carts.

MULTI-FUNCTIONAL SOLUTIONS

The "back of house" in hotels is getting smaller. Multi-functional products from Forbes Industries help hoteliers perform more with less.

SUSTAINABILITY

Located in Ontario, California, Forbes Industries operates under the strictest environmental regulations in the world and helps customers meet their sustainability goals by using durable and recyclable materials, environmentally safe coatings, and building long-lasting products.

Find it at Forbes Industries!

At Forbes Industries we know your guests are counting on you and your staff to make their experience something to be celebrated and remembered. We understand your commitment to making them feel warmly welcomed and cared for; we've been helping those in the hospitality industry provide this kind of world-class guest experience for over a hundred years. Shown here are only a few of the products we offer, and each represents a line of similar products giving you the ability to select your exact configuration, fit, and finish.

You can be confident you'll find the mobile furniture and equipment you need for your next project.

FOOD & BEVERAGE SOLUTIONS



Mobile Bars



Mixology Bar Carts



Service Carts & Equipment



Podiums & Host Stations



Live Action Buffet Stations



Nesting & Catering Tables



Rolling Displays



Mobile Partitions



Bussing Carts



Please call our sales team today to get your **Food & Beverage** or **Hotel Operations** Catalogs.

800-832-5427



In-Room Dining



Public Guidance





Forbes Industries products come with a minimum 3-Year warranty on most products.

And many our Meetings + Events products carry longer warranties. Visit our website or contact us for complete details.

HOTEL OPERATIONS SOLUTIONS



Luggage Carts & Bellman's Equipment



Luggage Racks



Housekeeping Carts



Laundry Carts



Host Valet & Stations



Public Guidance



A REVOLUTION[®] IN TABLE STORAGE

IT'S AMAZING! 20 TABLES STORE IN 10 SQUARE FEET!



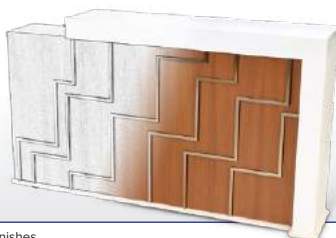
See page 39 for details.

Custom Designs Available

Let us build something custom made for your restaurant or hotel spaces. We've designed and engineered custom products for Disneyland, Wynn, and many more companies. Contact us today for more information about custom designs.

sales@forbesindustries.com | 800-832-5427

www.forbesindustries.com



© Forbes Industries 2024. We reserve the right to change and improve our products and finishes.

TABLE OF CONTENTS

Training Tables	2
REVOLUTION Training Tables (Linenless)	3
MAXX EDGE 600 Series Training Tables (Linenless)	6
Laminate 600 Series Training Tables (Linenless)	8
600 Series Plywood Training Tables	10
200 Series Plywood Training Tables	12
POLYlite and POLYbrite Training Tables	13
Resilient Lightweight ABS Training Table	14
Resilient Premium Plastic Training Tables	15
Transport Carts for Training Tables	16
Revolution Tables Power Options	17

Banquet Tables	18
REVOLUTION Banquet Tables (Linenless)	19
MAXX EDGE 600 Series Banquet Tables (Linenless)	22
Laminate 600 Series Banquet Tables (Linenless)	24
600 Series Plywood Banquet Tables	26
200 Series Plywood Banquet Tables	29
POLYlite and POLYbrite Banquet Tables	30
Resilient Lightweight ABS Banquet Tables	32
Resilient Series Premium Lightweight Plastic Banquet Tables	33
Transport Carts for Banquet Tables	34

Cafe and Cocktail Tables	36
REVOLUTION Cafe & Cocktail Tables (Linenless)	37
Rollers Cafe & Cocktail Tables (Linenless)	42
MAXX IC 600 Series Plywood Cafe & Cocktail Tables	44
Transport Carts for Cafe & Cocktail Tables	48
Napa Wine Barrels	50



MEETINGS + EVENTS | VOL II

United States of America

Forbes Industries
1933 East Locust Street
Ontario, California 91761
Phone: 800.832.5427
Fax: 909.923.1969
sales@forbesindustries.com
www.forbesindustries.com

Asia

Forbes Industries Asia
100 Beach Road #28-05
Shaw Tower, Singapore 189702
Phone: 65.6295.2262
Fax: 65.6295.2022
enquiry@forbes-asia.com.sg
www.forbes-asia.com




Serving & Nesting Tables	62
Mobile Nesting Tables	63
Tilt Series Nesting Tables	73
EcoFlex Linenless Tables	74
Lineless Catering Tables	78
Folding Catering Tables	79
Speaker's Podiums	80
Floor Style Podiums	81
Pedestal Podiums	82
Modern Podiums	84
Traditional Podiums	86
Specialty Podiums	88
Acrylic Podiums	89
Podium Accessories and Custom Logo Options	90
Dance Floors	92
Florlok	94
Multilok	95
Wedlok	96
Stages	97
Mobile Stages	98
Accessories	100
Event Seating	102
Banquet Chairs	103
Event Chairs	108
Transport Carts for Event Seating	112






WE'RE ONLY LIMITED BY YOUR IMAGINATION: CUSTOMIZE YOUR DREAM CHAIR TODAY!

If you can dream it, we can build it. The nesting chair shown left was custom developed with matching bar stools to outfit a high-end steakhouse in upscale style. See page 103.

Join us on social media for special sneak-peaks and exclusive promotions!

-  facebook.com/ForbesIndustries
-  instagram.com/forbesindustries
-  twitter.com/forbesindustrie

-  linkedin.com/company/forbesindustries
-  youtube.com/user/forbesindustries
-  pinterest.com/forbesindustries

Icon Legend

-  Best Sellers
-  Lightweight
-  Labor Saving
-  Exceptional Value

Training Tables

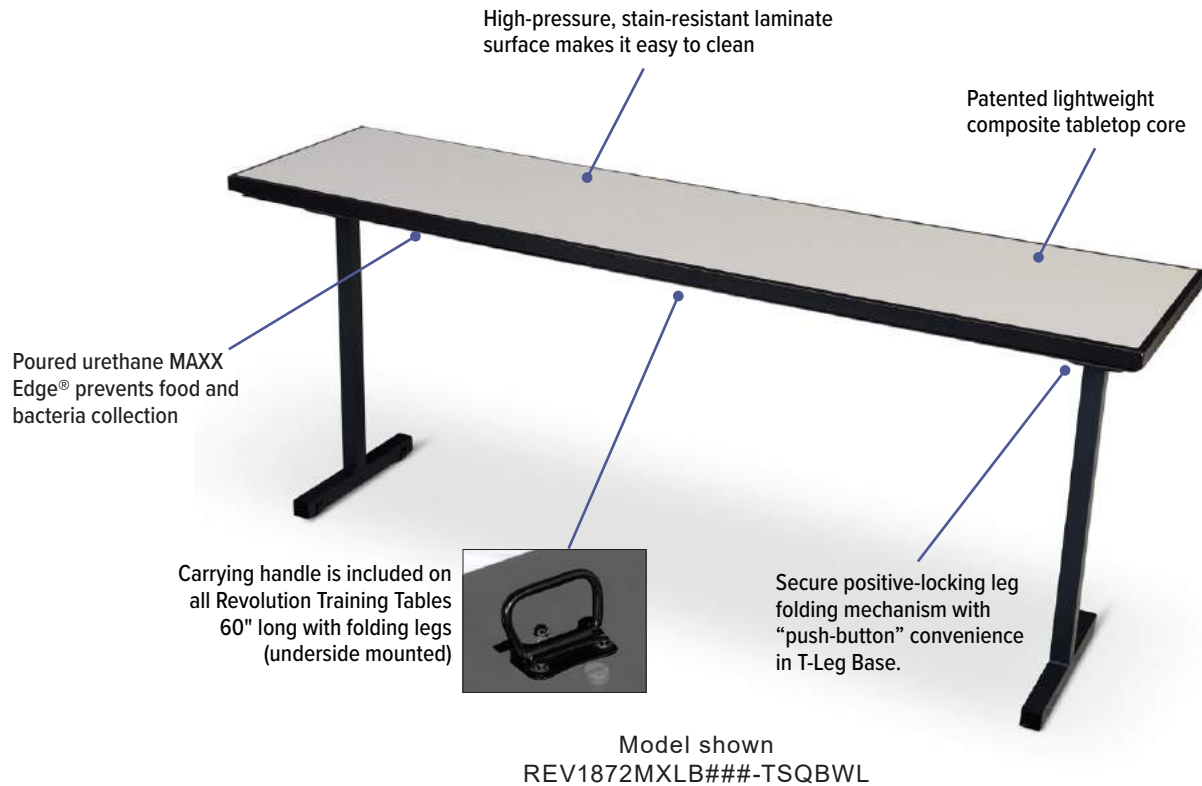
REVOLUTION | MAXX EDGE | LAMINATE | 600 SERIES | 200 SERIES | POLYLITE | ABS | RESILIENT



REVOLUTION® SERIES TRAINING TABLES

REVOLUTION® patented tabletop technology offers the best of both worlds because it is extremely durable and exceptionally lightweight. At 1.9 pounds per square foot, Revolution® tabletops are approximately 2/3 lighter than particleboard or MDF. That's a third of the weight of other tabletops, yet incredibly strong.


REVOLUTION® TABLE FEATURES



REVOLUTION® OPTIONS

- ▶ **Secure Ganging** – Straps quickly secure tables end-to-end, end-to-side, or side-to-side.
- ▶ **Fixed Folding Modesty Panel** – Permanently attached, folds/stores conveniently and is available in most HPL patterns. Removable Modesty Panel available in Square-Leg.
- ▶ **Flip-Tops** – Positive-locking flip top secures tabletop vertically & horizontally for convenient nesting storage.
- ▶ **Fixed-Leg** also available.

LINEAR MAXX EDGE®



- ▶ Self-healing poured urethane
- ▶ No gaps or seams to collect dirt
- ▶ 1/16" radius edge & corners
- ▶ 90-degree flat profile
- ▶ Table edge is completely flush
- ▶ Available in four colors

EASED MAXX EDGE®



- ▶ Self-healing poured urethane
- ▶ No gaps or seams to collect dirt
- ▶ 3/8" radius edge & corners
- ▶ Rounded profile
- ▶ Available in four colors

REVOLUTION® SERIES

Training Tables

REVOLUTION® SERIES WITH FOLDING T-LEGS

FEATURES

- ▶ Patented lightweight composite tabletop core
- ▶ Positive-locking folding T-legs
- ▶ Recessed wheels & adjustable levelers are standard on T-legs
- ▶ MAXX Edge® (seamless, poured urethane) available in two styles: Eased (radius edge) and Linear (90° flat edge)
- ▶ High-pressure laminate surface - MOQ of 10, except for Black Laminate
- ▶ Fixed-Leg also available; legs ship knock-down; installation required

See Meetings+Events Finish Guide for laminate, edge and leg colors

REV1860MX(E or L) - 1 2 3 4 - T 5 6 7 8 - EOO 9

MODEL NUMBER	EDGE TYPE	EDGE COLOR	LAMINATE	LEG COLOR	FOOT CHOICE	ELECTRIC OPTION
E or L	1	2,3,4	5,6	7,8	9	

MODEL NUMBER	SPECIAL NOTES	SIZE (INCHES) W x L x H	WEIGHT (LBS)
REV1860MX(E/L)###-T###	-	18 X 60 X 30	29
REV1872MX(E/L)###-T###	H	18 X 72 X 30	32
REV1896MX(E/L)###-T###	H	18 X 96 X 30	40
REV2460MX(E/L)###-T###	-	24 X 60 X 30	33.8
REV2472MX(E/L)###-T###	H	24 X 72 X 30	37.8
REV2484MX(E/L)###-T###	H	24 X 84 X 30	40
REV2496MX(E/L)###-T###	H	24 X 96 X 30	43.8

H - Handle available for convenient carrying.



SHOWN: REV1860MXEPIIW-TWWL



Square T-Leg Option Available!
Upgrade to a Folding or Flip-Top Square T-Leg. Up-charges apply per table.

REVOLUTION® SERIES WITH FLIP-TOP & T-LEGS

FEATURES

- ▶ Positive-locking flip top secures tabletop vertically & horizontally
- ▶ Includes locking swivel casters as standard (SC)
- ▶ Nesting base allows for compact storage
- ▶ MAXX Edge® (seamless, poured urethane) available in two styles: Eased (radius edge) and Linear (90° flat edge)
- ▶ High-pressure laminate surface - MOQ of 10, except for Black Laminate
- ▶ Shipped knocked-down; assembly required

See Meetings+Events Finish Guide for laminate, edge and leg colors

REVFT1860MX(E or L) - 1 2 3 4 - T 5 6 7 8 SC - EOO 9

MODEL NUMBER	EDGE TYPE	EDGE COLOR	LAMINATE	LEG COLOR	FOOT CHOICE	ELECTRIC OPTION
E or L	1	2,3,4	5,6	7,8	9	

MODEL NUMBER	SPECIAL NOTES	SIZE (INCHES) W x L x H	WEIGHT (LBS)
REVFT1860MX(E/L)###-T##SC	-	18 X 60 X 30	39.3
REVFT1872MX(E/L)###-T##SC	-	18 X 72 X 30	43.6
REVFT1896MX(E/L)###-T##SC	-	18 X 96 X 30	52.9
REVFT2460MX(E/L)###-T##SC	-	24 X 60 X 30	44.1
REVFT2472MX(E/L)###-T##SC	-	24 X 72 X 30	49.4
REVFT2484MX(E/L)###-T##SC	-	24 X 84 X 30	50.3
REVFT2496MX(E/L)###-T##SC	-	24 X 96 X 30	56.7



SHOWN: REVFT2460MXEBWHN-TBWL-SC



REVOLUTION® SERIES WITH FOLDING SQUARE LEGS

FEATURES

- ▶ Patented lightweight composite tabletop core
- ▶ Square steel folding legs (1.5") come standard with fixed feet/caps and black epoxy powder coat finish
- ▶ MAXX Edge® (seamless, poured urethane) available in two styles: Eased (radius edge) and Linear (90° flat edge)
- ▶ High-pressure laminate surface - MOQ of 10, except for Black Laminate

See Meetings+Events Finish Guide for laminate, edge and leg colors

REV1860MX(E or L) - [1][2][3][4] - SQ [5][6][7][8] - EOO [9]

MODEL NUMBER	EDGE TYPE	EDGE COLOR	LAMINATE	LEG COLOR	FOOT CHOICE	ELECTRIC OPTION
E or L	1	2,3,4	5,6	7,8	9	



SHOWN: REV2472MEXBHC-SQBL



MODEL NUMBER	SPECIAL NOTES	SIZE (INCHES) W x L x H	WEIGHT (LBS)
REV1860MX(E/L)####-SQ##	-	18 X 60 X 30	36
REV1872MX(E/L)####-SQ##	-	18 X 72 X 30	44
REV1896MX(E/L)####-SQ##	-	18 X 96 X 30	56
REV2460MX(E/L)####-SQ##	-	24 X 60 X 30	40
REV2472MX(E/L)####-SQ##	-	24 X 72 X 30	50.5
REV2484MX(E/L)####-SQ##	-	24 X 84 X 30	47
REV2496MX(E/L)####-SQ##	-	24 X 96 X 30	60.5



MODESTY PANELS

To add a modesty panel, choose the model number below according to the table size you have chosen and include your laminate finish to complete the model number. MOQ of 10, except for Black Laminate.

MODESTY PANELS MODEL NUMBER CHART FOR REVOLUTION TRAINING TABLES				
TABLE SIZE	Removable Modesty Panels: Folding Square-Legs, all T-Legs		Fixed Folding Modesty Panels: Folding T-Legs; Flip Tops T-Legs	
	MODEL NUMBER	SIZE (INCHES) W x L	MODEL NUMBER	SIZE (INCHES) W x L
18 X 60	REV-TT-1860-REM-###	9.25 X 59	REV-TT-1860-###	7.25 X 59
18 X 72	REV-TT-1872-REM-###	9.25 X 71	REV-TT-1872-###	7.25 X 71
18 X 96	REV-TT-1896-REM-###	9.25 X 95	REV-TT-1896-###	7.25 X 95
24 X 60	REV-TT-2460-REM-###	9.25 X 59	REV-TT-2460-###	7.625 X 59
24 X 72	REV-TT-2472-REM-###	9.25 X 71	REV-TT-2472-###	7.625 X 71
24 X 84	REV-TT-2484-REM-###	9.25 X 83	REV-TT-2484-###	7.625 X 83
24 X 96	REV-TT-2496-REM-###	9.25 X 95	REV-TT-2496-###	7.625 X 95
30 X 48	REV-TT-3048-REM-###	9.25 X 47	REV-TT-3048-###	9.25 X 47
30 X 60	REV-TT-3060-REM-###	9.25 X 59	REV-TT-3060-###	9.25 X 59
30 X 72	REV-TT-3072-REM-###	9.25 X 71	REV-TT-3072-###	9.25 X 71
30 X 96	REV-TT-3096-REM-###	9.25 X 95	REV-TT-3096-###	9.25 X 95



FOOT OPTIONS FOR TRAINING TABLES WITH T-LEGS



#FF: fixed feet on both legs

#LL: adjustable levelers on both legs

#WF: recessed wheels one side, fixed feet other side

#WL: recessed wheels one side, adjustable levelers other side

#SC: swivel casters on both legs

EXTRAS (Factory Installed)



#GANGING: Connect tables together, order code: -G

MAXX-EDGE® 600 SERIES

Training Tables

Like the lightweight Revolution® series, the MAXX Edge® 600 series features a self-healing, poured urethane edge on a traditional plywood tabletop. Bonded directly to the table core, MAXX Edge® has no unsightly seams and leaves no gaps for collecting food or bacteria. MAXX Edge® provides the most durable and hygienic surface possible and is a major improvement to traditional T-molded edging.

Available in four colors.

EASED MAXX EDGE®

- 3/8" radius edge & corners
- Rounded profile

LINEAR MAXX EDGE®

- 1/16" radius edge & corners
- 90-degree flat profile
- Table-to-table flush edge



NO GAP - NO FOOD TRAP

Plywood core bonded edge means no gap between the edge and the table.

MAXX-EDGE WITH FOLDING SQUARE LEGS

FEATURES

- ▶ **MAXX Edge®** (seamless, poured urethane) available in two styles:
Eased and Linear
- ▶ **Solid plywood core**
- ▶ **High-pressure laminate surface - MOQ of 10, except for Black Laminate**
- ▶ **Square steel folding legs (1.5")** come standard with fixed feet/caps and black epoxy powder coat finish

See Meetings+Events Finish Guide for laminate, edge and leg colors

600-1872-MX(E or L)1-2 3 4

MODEL NUMBER	EDGE TYPE	EDGE COLOR	LAMINATE
E or L	1	2,3,4	

MODEL NUMBER	SPECIAL NOTES	SIZE (INCHES) W x L x H	WEIGHT (LBS)
600-1872-MX(E/L)#-###	-	18 X 72 X 30	49
600-1896-MX(E/L)#-###	-	18 X 96 X 30	52



SHOWN: 600-1860MXE-WDC

MAXX-EDGE CLASSIC WITH FOLDING WISHBONE LEGS

FEATURES

- ▶ **MAXX Edge®** (seamless, poured urethane) available in two styles:
Eased and Linear
- ▶ **Solid plywood core**
- ▶ **High-pressure laminate surface - MOQ of 10, except for Black Laminate**
- ▶ **Heavy-duty steel, wishbone, gravity lock, folding legs with black epoxy powder coat finish**

See Meetings+Events Finish Guide for laminate, edge and leg colors

LS301872-MX(E or L)1-2 3 4

MODEL NUMBER	EDGE TYPE	EDGE COLOR	LAMINATE
E or L	1	2,3,4	

MODEL NUMBER	SPECIAL NOTES	SIZE (INCHES) W x L x H	WEIGHT (LBS)
LS301872-MX#-###	gl	18 X 72 X 30	40
LS301896-MX#-###	gl	18 X 96 X 30	50




SHOWN: LS301872-MXE-WDC

LAMINATE 600 SERIES

Training Tables

LAMINATE 600 SERIES TRAINING TABLES

Our Laminate 600 Series tables offer a versatile solution for meeting room venues. Like all Forbes Industries products, our Classic and Conference Series tables are made to be easily moved, stacked, and stored.



RUGGED PLYWOOD CORE

Rugged plywood core with easy-to-clean high-pressure laminate surface.



COMFORT TRAINING LEG

Conference Series legs are an elegant and functional upgrade for meeting space.



PATENTED CORNERS

Patented corners separate and protect laminate when storing tables.




LAMINATE OPTIONS

Choose from a beautiful variety of our standard Formica® or Wilsonart® laminate options.



GRAVITY LOCK FOLDING LEGS

Gravity lock folding legs are strong, safe, and built to last.



EDGING

Comes standard with Black vinyl bullnose molding.

LAMINATE WITH FOLDING SQUARE LEGS

FEATURES

- ▶ Solid plywood core
- ▶ Black vinyl bullnose molding
- ▶ High-pressure laminate surface - MOQ of 10, except for Black Laminate
- ▶ Square steel folding legs (1.5") come standard with fixed feet/caps and black epoxy powder coat finish

See Meetings+Events Finish Guide for laminate, edge and leg colors

600-1872B - [2](#) [3](#) [4](#)



MODEL NUMBER	SPECIAL NOTES	SIZE (INCHES) W x L x H	WEIGHT (LBS)
600-1860B-###	-	18 X 60 X 30	45
600-1872B-###	-	18 X 72 X 30	48
600-1896B-###	-	18 X 96 X 30	50
600-2460B-###	-	24 X 60 X 30	53
600-2472B-###	-	24 X 72 X 30	55
600-2496B-###	-	24 X 96 X 30	57



SHOWN: 600-1860-GRAPHITE NEBULA



LAMINATE CLASSIC WITH FOLDING WISHBONE LEGS

FEATURES

- ▶ Solid plywood core
- ▶ Black vinyl bullnose molding
- ▶ High-pressure laminate surface - MOQ of 10, except for Black Laminate
- ▶ Heavy-duty steel, wishbone, gravity lock, folding legs with black epoxy powder coat finish

See Meetings+Events Finish Guide for laminate, edge and leg colors

LS301872B - [2](#) [3](#) [4](#)



MODEL NUMBER	SPECIAL NOTES	SIZE (INCHES) W x L x H	WEIGHT (LBS)
LS301872B-###	-	18 X 72 X 30	39
LS301896B-###	-	18 X 96 X 30	49
LS302472B-###	-	24 X 72 X 30	51
LS302496B-###	-	24 X 96 X 30	60



SHOWN: LS302472-WINDSOR



600 PLYWOOD SERIES

Training Tables


600 PLYWOOD SERIES TRAINING TABLES

Forbes Industries' solid plywood training tables are built to endure years of set-up, teardown, loading and unloading under demanding conditions. The carefully selected plywood with secured bolt fastening provides extraordinary durability and the proprietary C-Channel aluminum offers extra protection for your table edges. Long the preferred choice of luxury hotels worldwide, 600 Series Plywood Folding tables feature 90° square corners, a rugged yet finished C-Channel aluminum edge, and a self-locking 1.5" diameter square folding leg.

FEATURES - 600 SERIES



Top Surface - Choose from UV-coated wood or foam padded top surface



Rugged C-Channel aluminum edge



Unitized Chassis - Steel rails and folding legs are riveted to form a single unit



Self-Locking Folding Leg - The practical choice for ultimate handling convenience



WITH FOLDING SQUARE LEGS

FEATURES

- ▶ *5/8" plywood top*
- ▶ *Standard with square corners*
- ▶ *Ultraviolet light cured polyurethane coating on plywood top*
- ▶ *Walnut sealer stain finish*
- ▶ *C-Channel wrapped aluminum edge molding*
- ▶ *Square steel folding legs (1.5") come standard with fixed feet/caps and black epoxy powder coat finish*
- ▶ *Full length unitized steel frame*



SHOWN: 600-1872A



MODEL NUMBER	SPECIAL NOTES	SIZE (INCHES) W x L x H	WEIGHT (LBS)
600-1860A	-	18 X 60 X 30	45
600-1872A	ISP	18 X 72 X 30	47
600-1896A	ISP	18 X 96 X 30	49
600-2460A	-	24 X 60 X 30	52
600-2472A	-	24 X 72 X 30	55
600-2496A	-	24 X 96 X 30	57

PADDED WITH FOLDING SQUARE LEGS

FEATURES

- ▶ *5/8" plywood top*
- ▶ *Standard with square corners*
- ▶ *White padded vinyl top*
- ▶ *C-Channel wrapped aluminum edge molding*
- ▶ *Square steel folding legs (1.5") come standard with fixed feet/caps and black epoxy powder coat finish*
- ▶ *Full length unitized steel frame*



SHOWN: 600-1860-PAD



MODEL NUMBER	SPECIAL NOTES	SIZE (INCHES) W x L x H	WEIGHT (LBS)
600-1860A-PAD	-	18 X 60 X 30	45
600-1872A-PAD	ISP	18 X 72 X 30	47
600-1896A-PAD	ISP	18 X 96 X 30	49
600-2460A-PAD	-	24 X 60 X 30	52
600-2472A-PAD	-	24 X 72 X 30	55
600-2496A-PAD	-	24 X 96 X 30	57

200 PLYWOOD SERIES

Training Tables

PLYWOOD TOPS WITH FOLDING WISHBONE LEGS

FEATURES

- ▶ 5/8" plywood top / walnut sealer stain / UV polycoat
- ▶ Low profile hardwood runners
- ▶ C-Channel wrapped aluminum edge molding
- ▶ Gravity lock, wishbone folding leg or knock-down column & base available
- ▶ 100% bolt-thru construction

MODEL NUMBER	SPECIAL NOTES	SIZE (INCHES) W x L x H	WEIGHT (LBS)
H01872	ISP	18 X 72 X 30	30
H01896	ISP	18 X 96 X 30	42
H02472		24 X 72 X 30	45
H02496		24 X 96 X 30	54



SHOWN: H01872



C-channel aluminum edge means extra protection for edges! FREE polyurethane coating!



Secure & low maintenance thru-bolted runners and legs.



Gravity lock folding legs are strong, safe, and built to last.



POLYlite® WITH FOLDING LEGS

The search for an extremely dependable lightweight plastic table is over! POLYlite® tables combine rugged product design with value pricing for exceptional long-term value. Choose from banquet, round, training, or utility sizes in fixed or adjustable heights in standard or POLYbrite® colors.

FEATURES

- ▶ Durable polyethylene surface
- ▶ Rugged steel frame
- ▶ Gravity lock folding legs
- ▶ MOQ is quantity of 4

POLYlite® Colors: Gray Granite (Black Legs), Mocha Granite (Brown Legs)
POLYbrite® Colors: Blue or Red (Black Legs)

POLYlite® COLOR OPTIONS



Gray Granite (GG)



Mocha Granite (MG)



Blue




Red

POLYbrite® COLOR OPTIONS




SHOWN: PT1872-GG

MODEL NUMBER	SPECIAL NOTES	SIZE (INCHES) W x L x H	WEIGHT (LBS)
PT1872-PL	-	18 X 72 X 29	30



Sturdy Gravity Lock Pedestal Leg



Rugged 14 ga. Steel Under-structure



Adjustable Height Option (22"-32")



POLYlite® tabletops are supported by 5 steel cross-bars inserted into 14 gauge steel rails.



POLYlite® tables offer ample load support for typical commercial applications.

RESILIENT SERIES LIGHTWEIGHT ABS

Training Tables

RESILIENT LIGHTWEIGHT ABS WITH FOLDING LEGS

Our Resilient® Lightweight ABS Plastic Folding Tables are compact, lightweight, and sturdy. They are easy to set up and take down. Available in a variety of sizes to meet any need and space. The steel frame and impact-resistant surface is made to last many years. The spring-loaded leg brace locking mechanism has a non-slip leg glide, which helps the table stay in place.



FEATURES

- ▶ Impact-resistant, corrugated honeycomb core
- ▶ Grey, molded, ABS top with matching edge
- ▶ Arched, steel legs with black powder coating
- ▶ Spring-loaded, leg brace locking mechanism with non-slip leg glides
- ▶ 16-gauge, 1 inch diameter steel legs
- ▶ Lightweight, sturdy and easy to set-up / tear-down
- ▶ BIFMA compliant

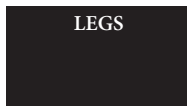


SHOWN: ABS1872GR-SWBL



TOP

Gray (GR)




LEGS

Black

MODEL NUMBER	SPECIAL NOTES	SIZE (INCHES) W x L x H	WEIGHT (LBS)
ABS1872GR-SWBL		18 X 72 X 29	30
ABS1896GR-SWBL		18 X 96 X 29	46



Grey, molded, ABS top with matching edge.



Spring-loaded, leg-brace locking mechanism.



Arched steel legs with black powder coating provide a compelling design element.

RESILIENT PLASTIC TOP WITH FOLDING LEGS

Resilient® Premium Plastic Folding Tables are lightweight and built to last. These tables feature a rectangular tube frame for added rigidity and an easy-to-clean high-density polyethylene top in charcoal color. Resilient® Premium tables have 1" powder coated round-tube legs with bracing for extra strength and stability. The weight capacity of 2000 lbs. supports the heaviest loads. The legs fold into protective channels for a compact profile and nest to maximize storage space. Manufactured in USA!




FEATURES

- ▶ Charcoal Top (2" thick)
- ▶ Durable, blow-molded high-density polyethylene top
- ▶ Beveled radius edge
- ▶ Charcoal powder coated gravity lock steel legs
- ▶ Heavy gauge 1" steel round tube with bracing for strength
- ▶ Non-marring floor glides
- ▶ 10-year Warranty
- ▶ No minimum order quantity; Estimated 2-3 week lead time




SHOWN: RS1872CC-CC



Charcoal (CC)

Charcoal Matte

MODEL NUMBER	SPECIAL NOTES	SIZE (INCHES) W x L x H	WEIGHT (LBS)
RS1860CC-CC		18 X 60 X 29	26
RS1872CC-CC		18 X 72 X 29	32



A beveled radius edge is featured on all charcoal tables. Tabletops are designed to nest when stacking to allow maximum storage capacity.



Available in a variety of widths and lengths.



Lightweight, sturdy and easy to set up and tear down.

TRANSPORT CARTS

Training Tables

TABLE TRANSPORTATION

Save on time and labor on setup, teardown, and storage with our transport carts. Events can get huge! Our transport carts will equip your staff with the tools they need to make managing events a breeze.

FEATURES

- ▶ Heavy duty angle or tubular steel frame
- ▶ Bolt fastened premium casters
- ▶ Black powder coat metal finish
- ▶ Packed 1 cart per carton





SHOWN: MODEL #HD-REV-VTT-30



SHOWN: MODEL #HD-REV-TTT-18



STYLE: READY SET CART	MODEL NUMBER	SIZE (INCHES) W x L x H	WEIGHT (LBS)	STANDARD CASTER	CAPACITY
	HD-REV-TTT-18	30.75 X 55.5 X 74.5	138	5" DIA. X 2" W 2 RIGID, 2 SWIVEL PHENOLIC	(18) 18" WIDE TABLES
	HD-REV-TTT-30	30.75 X 55.5 X 74.5	124		(12) 24" - 30" WIDE TABLES
	HD-REV-VTT	30.375 X 71.5 X 78.5	128		(10) 18" - 24" WIDE TABLES
	HD-REV-VTT-30	33 X 71.5 X 78.5	132		(10) 18" - 30" WIDE TABLES


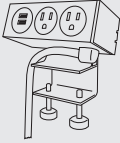
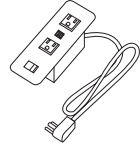


APPLICABLE TABLES:

- Revolution® Folding T-Leg
- Revolution® Folding Square-leg
- Revolution® Flip Top T-Leg

- MAXX Edge® Laminate Folding Tables
- Laminate Folding tables

APPLICABLE SIZES:

- Training Tables: 18x60 / 18x72 / 18x96 / 24x60 / 24x72 / 24x96

PRODUCT	MODEL NUMBER	FEATURES	DESCRIPTION
<p>GROMMET</p> 	-E001B	<ul style="list-style-type: none"> • BLACK • THE COST INCLUDES A WOOD BLOCK INSIDE THE REV PANEL AND/OR THE EXTRA CUT IN A WOOD PANEL • MOCKETT XG3 MATTE BLACK INNER LINER AND CAP • 3.5" OD / 2.812" ID / 3" HOLE 	THIS IS A HOLE IN THE TABLE WITH A BLACK PLASTIC INSERT AND COVER.
<p>CLAMP-ON POWER UNIT W/ CORD</p> 	-E002_2P2U	<ul style="list-style-type: none"> • ECA SECLUSION SERIES • 2 POWER, 2 USB • BLACK OR WHITE 	THIS UNIT CAN CLAMP ON THE TOP OR BOTTOM OF THE TABLE. THE 72" CORD WITH PLUG IS ATTACHED TO THE POWER UNIT.
<p>FLUSH TOP MOUNTED POWER UNIT W/FIXED CORD AND PLUG</p> 	-E003_2P2U	<ul style="list-style-type: none"> • 2 POWER, 2 USB • BLACK, WHITE OR SILVER • COV-2U-B-108 • 1.5" THICK TOP BRACKET (IF REQUIRED) • MOCKETT WIRE MANAGER (WM22) 24" 	THESE UNITS ARE PERMANENTLY ATTACHED TO THE TABLE AND HAVE A POWER CORD THAT PLUGS INTO THE WALL OUTLET.
<p>FLUSH TOP MOUNTED POWER UNIT WITH DAISY LINK TO RUN THE UNITS TOGETHER IN A SERIES (DAISY CHAIN)</p> 	-E005_2P2U	<ul style="list-style-type: none"> • 2 POWER, 2 USB • BLACK, WHITE, SILVER OR ALUMINUM • COV-2U-41-B60SK • TEN (10) TABLES MAXIMUM HOOKED IN A SERIES • STARTER CABLE – REQUIRED TO CONNECT TO THE ELECTRIC OUTLET. ONE (1) PER GROUP OF TABLES • ALLIGATOR ANCHORS (4) FOUR PER TABLE (FASTENAL 50945) 	FLUSH-TOP MOUNTED UNIT W/ABILITY TO DAISY CHAIN TABLES TOGETHER. THESE ARE PERMANENTLY ATTACHED TO THE TABLE AND HAVE CONDUIT BETWEEN EACH POWER UNIT AND ITS CONNECTING TABLE. THE FINAL CONNECTION TO THE WALL IS A DEDICATED POWER CORD FROM THE LAST TABLE INTO THE WALL OUTLET (CALLED A STARTER CABLE). THE STARTER CABLE IS NOT INCLUDED (SEE BELOW FOR PART NUMBER(S)).
<p>PLUG-IN STARTER CABLE FOR ABOVE UNIT</p>	E-4220AP1-72	<ul style="list-style-type: none"> • PLUG-IN STARTER CABLE FOR DAISY CHAIN UNITS (72" CORD) 	1 OF THESE IS NEEDED FOR EACH MINE OF TABLES BEING CONNECTED TO AN OUTLET.
<p>HARDWIRED STARTER CABLE FOR ABOVE UNIT</p>	E-425B2-72	<ul style="list-style-type: none"> • HARDWIRED STARTER CABLE FOR DAISY CHAIN UNITS (72" CORD) 	1 OF THESE IS NEEDED FOR EACH MINE OF TABLES BEING CONNECTED TO AN OUTLET.
<p>POWER SPHERE UNIT WITH 4 POWER. TWO (2) 10' CORDS</p> 	-E006B4P	<ul style="list-style-type: none"> • 4 POWER • BLACK • TWO (2) 10' POWER CORDS • BE02210-F02-120 	THESE UNITS ARE PERMANENTLY ATTACHED TO THE TABLE AND HAVE 2 POWER CORDS THAT PLUGS INTO THE WALL OUTLET.

Banquet Tables

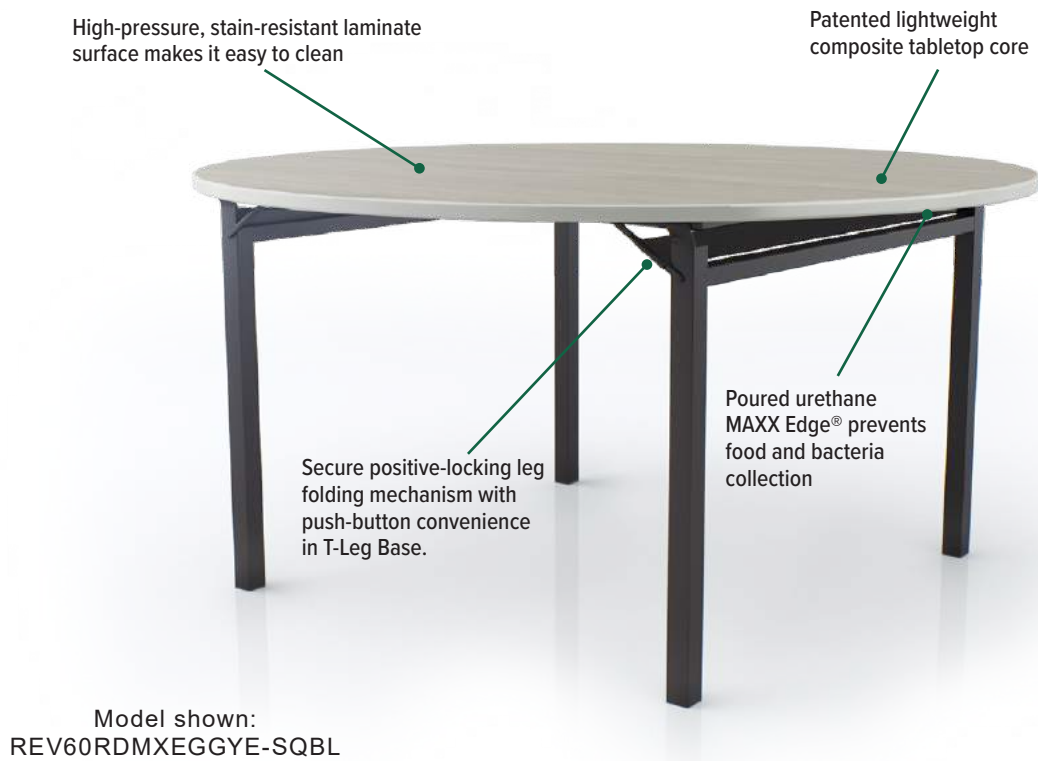
REVOLUTION | MAXX EDGE | LAMINATE | 600 SERIES | 200 SERIES | POLYLITE | ABS | RESILIENT



REVOLUTION® SERIES BANQUET TABLES

REVOLUTION® patented tabletop technology offers the best of both worlds because it is extremely durable and exceptionally lightweight. At 1.9 pounds per square foot, Revolution® tabletops are approximately 2/3 lighter than particleboard or MDF. That's a third of the weight of other tabletops, yet incredibly strong.


REVOLUTION® TABLE FEATURES



REVOLUTION® OPTIONS

- ▶ Banquet tables are available in several shapes: Round, Rectangle, Square, and Trapezoid
- ▶ Several sizes available for each of the top shapes
- ▶ Leg options: Folding T-Legs or Folding Square Legs
- ▶ Flip-top with fixed-Leg also available on some banquet tables

LINEAR MAXX EDGE®



- ▶ Self-healing poured urethane
- ▶ No gaps or seams to collect dirt
- ▶ 1/16" radius edge & corners
- ▶ 90-degree flat profile
- ▶ Table edge is completely flush
- ▶ Available in four colors

EASED MAXX EDGE®



- ▶ Self-healing poured urethane
- ▶ No gaps or seams to collect dirt
- ▶ 3/8" radius edge & corners
- ▶ Rounded profile
- ▶ Available in four colors

REVOLUTION® SERIES

Banquet Tables

REVOLUTION® SERIES WITH FOLDING T-LEGS



FEATURES

- ▶ Patented lightweight composite tabletop core
- ▶ Positive-locking folding T-legs
- ▶ Recessed wheels & adjustable levelers are standard on T-legs
- ▶ MAXX Edge® (seamless, poured urethane) available in two styles: Eased and Linear
- ▶ High-pressure laminate surface - MOQ of 10, except for Black Laminate
- ▶ Fixed-Leg also available; legs ship knock-down; installation required

See Meetings+Events Finish Guide for laminate, edge and leg colors

REV3048MX(E or L) - 1 2 3 4 - T 5 6 7 8 - EOO 9

MODEL NUMBER	EDGE TYPE	EDGE COLOR	LAMINATE	LEG COLOR	FOOT CHOICE	ELECTRIC OPTION
	E or L	1	2,3,4	5,6	7,8	9

TOP STYLE	MODEL NUMBER	SPECIAL NOTES	SIZE (INCHES) W x L x H	WEIGHT (LBS)
	REV3048MX(E/L)###-T###		30 X 48 X 30	36
	REV3060MX(E/L)###-T###		30 X 60 X 30	40
	REV3072MX(E/L)###-T###	H	30 X 72 X 30	42
	REV3096MX(E/L)###-T###	H	30 X 96 X 30	51
	REV3672MX(E/L)###-T###		36 X 72 X 30	48
	REV3696MX(E/L)###-T###		36 X 96 X 30	50
	REV30TZXMX(E/L)###-T###		26 X 60 X 30	29.8



Banquet

SHOWN: REV3060MXEBGYE-TBWL



Square T-Leg Option Available!
Upgrade to a Folding or Flip-Top Square T-Leg.
Up-charges apply per table.

REVOLUTION® SERIES WITH FLIP-TOP & T-LEGS



FEATURES

- ▶ Positive-locking flip top secures tabletop vertically & horizontally
- ▶ Includes locking swivel casters as standard (SC)
- ▶ Nesting base allows for extra-compact storage
- ▶ MAXX Edge® (seamless, poured urethane) available in two styles: Eased and Linear
- ▶ High-pressure laminate surface - MOQ of 10, except for Black Laminate
- ▶ Shipped knocked down; assembly required

See Meetings+Events Finish Guide for laminate, edge and leg colors

REVFT3048MX(E or L) - 1 2 3 4 - T 5 6 7 8 SC - EOO 9

MODEL NUMBER	EDGE TYPE	EDGE COLOR	LAMINATE	LEG COLOR	FOOT CHOICE	ELECTRIC OPTION
	E or L	1	2,3,4	5,6	7,8	9

TOP STYLE	MODEL NUMBER	SPECIAL NOTES	SIZE (INCHES) W x L x H	WEIGHT (LBS)
	REVFT3048MXE###-T##SC		30 X 48 X 30	45
	REVFT3060MXE###-T##SC		30 X 60 X 30	50.3
	REVFT3072MXE###-T##SC		30 X 72 X 30	53.6
	REVFT3096MXE###-T##SC		30 X 96 X 30	63.9
	REVFT3672MXE###-T##SC		36 X 72 X 30	58
	REVFT3696MXE###-T##SC		36 X 96 X 30	60
	REVFT30TZXMXE###-T##SC		26 X 60 X 30	38.8



Banquet

SHOWN: REVFT3060MXEGGYE-SQTG-SC



REVOLUTION® SERIES WITH FOLDING SQUARE LEGS






FEATURES

- ▶ Patented lightweight composite tabletop core
- ▶ Square steel folding legs (1.5") come standard with fixed feet/caps and black epoxy powder coat finish
- ▶ MAXX Edge® (seamless, poured urethane) available in two styles: Eased (radius edge) and Linear (90° flat edge)
- ▶ High-pressure laminate surface - MOQ of 10, except for Black Laminate

See Meetings+Events Finish Guide for laminate, edge and leg colors

REV3048MX(E or L) - 1 2 3 4 - SQ 5 6 7 8 - EOO 9

MODEL NUMBER	EDGE TYPE	EDGE COLOR	LAMINATE	LEG COLOR	FOOT CHOICE	ELECTRIC OPTION
E or L	1	2,3,4	5,6	7,8	9	

TOP STYLES	MODEL NUMBER	SPECIAL NOTES	SIZE (INCHES) W x L x H	WEIGHT (LBS)
	REV3048MX(E/L)####-SQ##		30 X 48 X 30	39
	REV3060MX(E/L)####-SQ##		30 X 60 X 30	45
	REV3072MX(E/L)####-SQ##		30 X 72 X 30	55
	REV3096MX(E/L)####-SQ##		30 X 96 X 30	68
	REV3672MX(E/L)####-SQ##		36 X 72 X 30	55
	REV3696MX(E/L)####-SQ##		36 X 96 X 30	57
	REV30RDMX(E/L)####-SQ##		30 DIA X 30	26
	REV36RDMX(E/L)####-SQ##		36 DIA X 30	30
	REV54RDMX(E/L)####-SQ##		54 DIA X 30	55
	REV60RDMX(E/L)####-SQ##		60 DIA X 30	56.6
	REV3030MX(E/L)####-SQ##		30 X 30 X 30	29
	REV3636MX(E/L)####-SQ##		36 X 36 X 30	34
	REV4040MX(E/L)####-SQ##		40 X 40 X 30	37.4
	REV30TZMX(E/L)####-SQ##		26 X 60 X 30	36
	REV5X10SPMX(E/L)####-SQ##	H	5FT X 10FT	-



Banquet Round
SHOWN: REV60RDMXEBSLN-SQBL



Banquet Rectangle
SHOWN: REV3072MXLGBRW-SQBL



FOOT OPTIONS FOR BANQUET TABLES WITH T-LEGS

				
#FF: fixed feet on both legs	#LL: adjustable levelers on both legs	#WL: recessed wheels one side, fixed feet other side	#WL: recessed wheels one side, adjustable levelers other side	#SC: swivel casters on both legs

EXTRAS (Factory Installed)



GANGING: Connect tables together, order code: -G

MAXX-EDGE® 600 SERIES

Banquet Tables

Like the lightweight Revolution® series, the MAXX Edge® 600 series features a self-healing, poured urethane edge on a traditional plywood tabletop. Bonded directly to the table core, MAXX Edge® has no unsightly seams and leaves no gaps for collecting food or bacteria. MAXX Edge® provides the most durable and hygienic surface possible and is a major improvement to traditional T-molded edging.

Available in four colors.

EASED MAXX EDGE®

- 3/8" radius edge & corners
- Rounded profile

LINEAR MAXX EDGE®

- 1/16" radius edge & corners
- 90-degree flat profile
- Table-to-table flush edge



NO GAP - NO FOOD TRAP

Plywood core bonded edge means no gap between the edge and the table.

MAXX-EDGE WITH FOLDING SQUARE LEGS

FEATURES

- ▶ MAXX Edge® (seamless, poured urethane) available in two styles: Eased and Linear
- ▶ Solid plywood core
- ▶ High-pressure laminate surface - MOQ of 10, except for Black Laminate
- ▶ Square steel folding legs (1.5") come standard with fixed feet/caps and black epoxy powder coat finish



See Meetings+Events Finish Guide for laminate, edge and leg colors

600-3072-MX(E or L) 1 2 3 4

MODEL NUMBER	EDGE TYPE	EDGE COLOR	LAMINATE
	E or L	1	2,3,4

SHOWN: 600-3072-MXEB-CPL



TOP STYLE	MODEL NUMBER	SPECIAL NOTES	SIZE (INCHES) W x L x H	WEIGHT (LBS)
BANQUET RECTANGLE 	600-3072-MX(E/L)#-###		30 X 72 X 30	52
	600-2496-MX(E/L)#-###		24 X 96 X 30	55
	600-3096-MX(E/L)#-###		30 X 96 X 30	66
BANQUET ROUND 	600-60DI-MX(E/L)#-###		60 DIA X 30	66
	600-72DI-MX(E/L)#-###	SV	72 DIA X 30	94



MAXX-EDGE CLASSIC WITH FOLDING WISHBONE LEGS

FEATURES

- ▶ MAXX Edge® (seamless, poured urethane) available in two styles: Eased and Linear
- ▶ Solid plywood core
- ▶ High-pressure laminate surface - MOQ of 10, except for Black Laminate
- ▶ Heavy-duty steel, wishbone, gravity lock, folding legs with black epoxy powder coat finish



See Meetings+Events Finish Guide for laminate, edge and leg colors

LS303072-MX(E or L) 1 2 3 4

MODEL NUMBER	EDGE TYPE	EDGE COLOR	LAMINATE
	E or L	1	2,3,4

SHOWN: LS303072-MXEB-HIC



TOP STYLE	MODEL NUMBER	SPECIAL NOTES	SIZE (INCHES) W x L x H	WEIGHT (LBS)
BANQUET RECTANGLE 	LS303072-MX(E/L)#-###	GL	30 X 72 X 30	60
	LS302496-MX(E/L)#-###	GL	24 X 96 X 30	64
	LS303096-MX(E/L)#-###	GL	30 X 96 X 30	80
BANQUET ROUND 	LS3060RD-MX(E/L)#-###	NS, GL	60 DIA X 30	69
	LS3072RD-MX(E/L)#-###		72 DIA X 30	97



LAMINATE 600 SERIES

Banquet Tables

LAMINATE 600 SERIES BANQUET TABLES

Our Laminate 600 Series banquet tables offer a versatile solution for event venues. Like all Forbes Industries products, our Classic and Banquet Series tables are made to be easily moved, stacked, and stored.



LAMINATE WITH FOLDING SQUARE LEGS

FEATURES

- ▶ Solid plywood core
- ▶ Black vinyl bullnose molding
- ▶ High-pressure laminate surface - MOQ of 10, except for Black Laminate
- ▶ Square steel folding legs (1.5") come standard with fixed feet/caps and black epoxy powder coat finish



See Meetings+Events Finish Guide for laminate, edge and leg colors



600-3060B - 2 3 4



SHOWN: 600-3072B-GNB



TOP STYLES	MODEL NUMBER	SIZE (INCHES) W x L x H	WEIGHT (LBS)
	600-3060B-###	30 X 60 X 30	49
	600-3072B-###	30 X 72 X 30	51
	600-3096B-###	30 X 96 X 30	64
	600-30DIB-###	30 DIA X 30	27
	600-36DIB-###	36 DIA X 30	31
	600-48DIB-###	48 DIA X 30	42
	600-60DIB-###	60 DIA X 30	65
	600-66DIB-###	66 DIA X 30	67
	600-72DIB-###	72 DIA X 30	91

TOP STYLES	MODEL NUMBER	SIZE (INCHES) W x L x H	WEIGHT (LBS)
	600-3030B-###	30 X 30 X 30	30
	600-3636B-###	36 X 36 X 30	37
	600-4242B-###	42 X 42 X 30	45
	600-4848B-###	48 X 48 X 30	48
	600-6060B-###	60 X 60 X 30	65
	600-5X10B-###	30 X 60 X 30	58

LAMINATE CLASSIC WITH FOLDING WISHBONE LEGS

FEATURES



- ▶ Solid plywood core
- ▶ Black vinyl bullnose molding
- ▶ High-pressure laminate surface - MOQ of 10, except for Black Laminate
- ▶ Heavy-duty steel, wishbone, gravity lock, folding legs with black epoxy powder coat finish

See Meetings+Events Finish Guide for laminate, edge and leg colors

LS303072B - 2 3 4



SHOWN: LS303072D-GNB

TOP STYLE	MODEL NUMBER	SPECIAL NOTES	SIZE (INCHES) W x L x H	WEIGHT (LBS)
	LS303072B-###	ISP	30 X 72 X 30	59
	LS303096B-###		30 X 96 X 30	72
	LS303672B-###		36 X 72 X 30	59
	LS303696B-###		36 X 96 X 30	72
	LS3060RD-###	NS, ISP	60 DIA X 30	68
	LS3072RD-###	NS, SV	72 DIA X 30	94



600 PLYWOOD SERIES

Banquet Tables

600 PLYWOOD SERIES BANQUET TABLES

Forbes Industries' solid plywood banquet tables are built to endure years of set-up, teardown, loading and unloading under demanding conditions. The carefully selected plywood with secured bolt fastening provides extraordinary durability and the proprietary C-Channel aluminum offers extra protection for your table edges.



Long the preferred choice of luxury hotels worldwide, 600 Series Plywood Folding tables feature 90° square corners, a rugged yet finished C-Channel aluminum edge, and a self-locking 1.5" diameter square folding leg.

FEATURES - 600 SERIES



Top Surface - Choose from UV-coated wood or foam padded top surface



Rugged C-Channel aluminum edge



Unitized Chassis - Steel rails and folding legs are riveted to form a single unit



Self-Locking Folding Leg - The practical choice for ultimate handling convenience



600 PLYWOOD SERIES

Banquet Tables

WITH FOLDING SQUARE LEGS

FEATURES

- ▶ 5/8" plywood top
- ▶ Standard with square corners
- ▶ Ultraviolet light cured polyurethane coating on plywood top
- ▶ Walnut sealer stain finish
- ▶ C-Channel wrapped aluminum edge molding
- ▶ 1.5" square folding legs with black epoxy powder coat finish
- ▶ Full length unitized steel frame



SHOWN: 600-60DI



TOP STYLES	MODEL NUMBER	SIZE (INCHES) W x L x H	WEIGHT (LBS)
	600-3060A	30 X 60 X 30	47
	600-3072A	30 X 72 X 30	56
	600-3096A	30 X 96 X 30	52
	600-3672A	36 X 72 X 30	58
	600-3696A	36 X 96 X 30	64
	600-30DIA	30 DIA X 30	26
	600-36DIA	36 DIA X 30	30
	600-48DIA	48 DIA X 30	41
	600-60DIA	60 DIA X 30	64
	600-66DIA	66 DIA X 30	69
	600-72DIA	72 DIA X 30	85
	600-60SCA	30 X 60 X 30	43
	600-72SCA	36 X 72 X 30	50

TOP STYLES	MODEL NUMBER	SIZE (INCHES) W x L x H	WEIGHT (LBS)
	600-3030A	30 X 30 X 30	29
	600-3636A	36 X 36 X 30	36
	600-4242A	42 X 42 X 30	44
	600-4848A	48 X 48 X 30	47
	600-6060A	60 X 60 X 30	72
	600-7272A	72 X 72 X 30	88
	600-60QTA	30 X 30 X 30	29
	600-72QTA	36 X 36 X 30	32
	600-5X10A	30 X 60 X 30	57

PADDED WITH FOLDING SQUARE LEGS

FEATURES

- ▶ 5/8" plywood top
- ▶ Standard with square corners
- ▶ White padded vinyl top
- ▶ C-Channel wrapped aluminum edge molding
- ▶ 1.5" square folding legs with black epoxy powder coat finish
- ▶ Full length unitized steel frame



SHOWN: 600-60DIA-PAD










TOP STYLES	MODEL NUMBER	SIZE (INCHES) W x L x H	WEIGHT (LBS)
	600-3060A-PAD	30 X 60 X 30	47
	600-3072A-PAD	30 X 72 X 30	50
	600-3096A-PAD	30 X 96 X 30	63
	600-3672A-PAD	36 X 72 X 30	58
	600-3696A-PAD	36 X 96 X 30	64
	600-30DIA-PAD	30 DIA X 30	26
	600-36DIA-PAD	36 DIA X 30	30
	600-48DIA-PAD	48 DIA X 30	41
	600-60DIA-PAD	60 DIA X 30	64
	600-66DIA-PAD	66 DIA X 30	69
	600-72DIA-PAD	72 DIA X 30	84
	600-60SCA-PAD	30 X 60 X 30	43
	600-72SCA-PAD	36 X 72 X 30	50

TOP STYLES	MODEL NUMBER	SIZE (INCHES) W x L x H	WEIGHT (LBS)
	600-3030A-PAD	30 X 30 X 30	29
	600-3636A-PAD	36 X 36 X 30	36
	600-4242A-PAD	42 X 42 X 30	44
	600-4848A-PAD	48 X 48 X 30	47
	600-6060A-PAD	60 X 60 X 30	72
	600-7272A-PAD	72 X 72 X 30	88
	600-60QTA-PAD	30 X 30 X 30	29
	600-72QTA-PAD	36 X 36 X 30	32
	600-5X10A-PAD	30 X 60 X 30	57

PLYWOOD TOPS WITH FOLDING WISHBONE LEGS

FEATURES

- ▶ 5/8" plywood top / walnut sealer stain / UV polycoat
- ▶ Low profile hardwood runners
- ▶ C-Channel wrapped aluminum edge molding
- ▶ Gravity lock, wishbone folding leg or knock-down column & base available
- ▶ 100% bolt-thru construction

TOP STYLES	MODEL NUMBER	SPECIAL NOTES	SIZE (INCHES) W x L x H	WEIGHT (LBS)
BANQUET RECTANGLE 	HO3048		30 X 48 X 30	33
	HO3072	ISP	30 X 72 X 30	50
	HO3096	ISP	30 X 96 X 30	53
	HO3672		36 X 72 X 30	55
	HO3696		36 X 96 X 30	64
BANQUET ROUND 	HO30DI		30 DIA X 30	27
	HO36DI		36 DIA X 30	31
	HO48DI	ISP	48 DIA X 30	46
	HO60DI	ISP, NSA	60 DIA X 30	65
	HO66DI	NSA, NAH	66 DIA X 30	66
	HO72DI	NSA, NAH, SP	72 DIA X 30	85
BANQUET SQUARE 	HO4848	NAH	48 X 48 X 30	50
	HO6060		60 X 60 X 30	70
	HO7272		72 X 72 X 30	80
BANQUET HALF-ROUND 	HOSC30	NMT	15 X 30 X 30	21
	HOSC36	NMT	18 X 36 X 30	24
	HOSC48	NMT	24 X 48 X 30	31
	HOSC60	NMT	30 X 60 X 30	40
	HOSC72	NMT	36 X 72 X 30	52
	HOSC84		42 X 84 X 30	59
	HOSC96		48 X 96 X 30	65
BANQUET QUARTER-ROUND 	HOQT60	NMT	30 X 30 X 30	23
	HOQT72	NMT	36 X 36 X 30	28
BANQUET SERPENTINE 	HOSP5X10A-SWGL	ISP, NMT	30 X 60 X 30	46
BANQUET SERPENTINE BUFFET 	SBL5X10BOE	LAM, NMT	12 X 60 X 13	37
	SBL5X10BIE	LAM, NMT	12 X 60 X 13	33



SHOWN: HO3072



C-Channel aluminum edge means extra protection for edges! FREE polyurethane coating!



Secure & low maintenance thru-bolted runners and legs.



Gravity lock folding legs are strong, safe, and built to last.

POLYlite® AND POLYbrite® SERIES

Banquet Tables

POLYLITE® AND POLYBRITE® SERIES

The search for an extremely dependable lightweight plastic table is over! POLYlite® tables combine rugged product design with value pricing for exceptional long-term value. Choose from banquet, round, training, or utility sizes in fixed or adjustable heights in standard or POLYbrite® colors.



POLYlite®/POLYbrite® WITH FOLDING LEGS

FEATURES

- ▶ Durable polyethylene surface
- ▶ Rugged steel frame
- ▶ Gravity lock folding legs
- ▶ MOQ is quantity of 4

POLYlite® Colors: Gray Granite (Black Legs), Mocha Granite (Brown Legs)
POLYbrite® Colors: Blue or Red (Black Legs)

POLYlite® COLOR OPTIONS



Gray Granite (GG)



Mocha Granite (MG)

POLYbrite® COLOR OPTIONS




Blue




Red



SHOWN: PT60DIMG-PLBL



Sturdy Gravity Lock Pedestal Leg







Rugged 14 ga. Steel Under-structure



Adjustable Height Option (22"-32")



1 1/4" edge accepts standard skirting clips. Skirting clips available to order.

TOP STYLES	MODEL NUMBER	SIZE (INCHES) W x L x H	WEIGHT (LBS)
BANQUET UTILITY 	PT2448-PL	24 X 48 X 29	32
BANQUET RECTANGLE 	PT3060-PL	30 X 60 X 29	36
	PT3060-AD	30 X 60 X 22-32	38
	PT3072-PL	30 X 72 X 29	39
	PT3072-ADK	30 X 72 X 16-26	41
	PT3072-AD	30 X 72 X 22-32	41
	PT3096-PL	30 X 96 X 29	49
	PT3096-ADK	30 X 96 X 16-26	51
PT3096-AD	30 X 96 X 22-32	51	
BANQUET ROUND 	PT60DI-PL	60 DIA X 29	57
BANQUET POLYbrite® 	PB3060-PL	30 X 60 X 29	34
	PB3060-AD	30 X 60 X 22-32	36
	PB3060-ADK	30 X 60 X 16-26	36
	PB3072-PL	30 X 72 X 29	39
	PB3072-AD	30 X 72 X 22-32	41
	PB3072-ADK	30 X 72 X 16-26	41
SKIRTING CLIP	PT-CLIP	PRICED PER CLIP, MINIMUM ORDER IS 12 CLIPS (PER BAG)	N/A
TABLE FEET - RECTANGLE	PT-FEET-RECTBL	SOLD IN QTY 1	N/A
TABLE FEET - ROUND	PT-FEET-60RD	SOLD IN QTY 1	N/A

RESILIENT SERIES LIGHTWEIGHT ABS

Banquet Tables

RESILIENT LIGHTWEIGHT ABS WITH FOLDING LEGS

Our Resilient® Lightweight ABS Plastic Folding Tables are compact, lightweight, and sturdy. They are easy to set up and take down. Available in round and rectangular shaped tops and a variety of sizes to meet any need and space. The steel frame and impact-resistant surface is made to last many years. The spring-loaded leg brace locking mechanism has a non-slip leg glide, which helps the table stay in place.



FEATURES

- ▶ Impact-resistant, corrugated honeycomb core
- ▶ Grey, molded, ABS top with matching edge
- ▶ Arched, steel legs with black powder coating
- ▶ Spring-loaded, leg brace locking mechanism with non-slip leg glides
- ▶ 16-gauge, 1 inch diameter steel legs
- ▶ Lightweight, sturdy and easy to set-up / tear-down
- ▶ BIFMA compliant

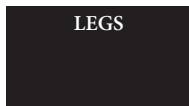


SHOWN: ABS60RDGR-SWGL



TOP

Gray (GR)



LEGS


Black



MODEL NUMBER	SPECIAL NOTES	SIZE (INCHES) W x L x H	WEIGHT (LBS)
ABS3072GR-SWBL		30 X 72 X 29	41
ABS3096GR-SWBL		30 X 96 X 29	44
ABS60RDGR-SWGL		60" ROUND	39
ABS72RDGR-SWGL		72" ROUND	49



Grey, molded, ABS top with matching edge.



Spring-loaded, leg-brace locking mechanism.



Arched steel legs with black powder coating provide a compelling design element.

RESILIENT PLASTIC TOP WITH FOLDING LEGS

Resilient® Premium Plastic Folding Tables are lightweight and built to last. These tables feature a rectangular tube frame for added rigidity and an easy-to-clean high-density polyethylene top in charcoal color. Resilient® Premium tables have 1" powder coated round-tube legs with bracing for extra strength and stability. The weight capacity of 2000 lbs. supports the heaviest loads. The legs fold into protective channels for a compact profile and nest to maximize storage space. Manufactured in USA!



FEATURES


- ▶ Charcoal Top (2" thick)
- ▶ Durable, blow-molded high-density polyethylene top
- ▶ Beveled radius edge
- ▶ Charcoal powder coated gravity lock steel legs
- ▶ Heavy gauge 1" steel; round tubing with bracing for strength
- ▶ Non-marring floor glides
- ▶ 10-year Warranty
- ▶ No minimum order quantity; Estimated 2-3 week lead time



SHOWN: RS3072CC-CC



SHOWN: RS60RDCC-CC







TOP

LEGS

Charcoal (GR)

Charcoal Matte

TOP STYLES	MODEL NUMBER	SIZE (INCHES) W x L x H	WEIGHT (LBS)
BANQUET SQUARE 	RS3737CC-CC	37" X 37"	15
BANQUET ROUND 	RS48RDCC-CC	48 DIA X 29	39
	RS60RDCC-CC	60 DIA X 29	59
BANQUET 24" RECTANGLE 	RS2448CC-CC	24 X 48 X 29	25
	RS2460CC-CC	24 X 60 X 29	32
	RS2472CC-CC	24 X 72 X 29	38
BANQUET 30" RECTANGLE 	RS3060CC-CC	30 X 60 X 29	31
	RS3072CC-CC	30 X 72 X 29	36
	RS3096CC-CC	30 X 96 X 29	49



A beveled radius edge is featured on all charcoal tables. Tabletops are designed to nest when stacking to allow maximum storage capacity.

TRANSPORT CARTS

Banquet Tables





TRANSPORTATION FOR ROUND TABLES & MULTI-PURPOSE

Save on time and labor on setup, teardown, and storage with our transport carts. Events can get huge! Our transport carts will equip your staff with the tools they need to make managing events a breeze.

FEATURES

- ▶ **Heavy duty angle or tubular steel frame**
- ▶ **Bolt fastened premium casters**
- ▶ **Black powder coat metal finish**
- ▶ **Packed 1 cart per carton**



PRODUCT IMAGE	MODEL NUMBER	SIZE (W" x L" x H")	WT (LBS)	STANDARD CASTERS	CASTER OPTIONS	MAX ITEM DIM	TO TRANSPORT	CAPACITY
	HD-RTC	32.75 x 38.5 x 50	63	5" dia. x 2" W high-density polypropylene plate caster 2 rigid, 2 swivel phenolic	5" dia. x 2" W high-density polypropylene plate caster 2 rigid, 2 swivel phenolic; Locking	60" Round	Round & Rectangular Tables	Varies by Model: Divide 30" by Folded Depth; Round down (for tight fit) Subtract 1 (for comfortable fit)
	CD-APTC72	41.25 x 75 x 41	149	5" dia. x 2" W 2 rigid, 2 swivel phenolic	6" dia. x 2" W (swivel)	36" x 72"	36x72 Banquet Tables 18x72 Training Tables Round Tables	Flat Stack - 12 Tables Flat Stack - 20 Tables Varies by Model: Divide 18" by Folded Depth, Round Down, Multiply by 2 (Tight Fit) Subtract 2 (Comfortable Fit)
	CD-APTC96	41.25 x 99 x 41	154		6" dia. x 2" W (locking)		36" x 96"	36x96 Banquet Tables 18x96 Training Tables
	HD-DX-RTC	45 W x 84 L	140	5" casters standard, 2 locking		72" Round	Round Tables Only	ROUND TABLES ONLY Varies by Model Divide 18" by Folded Depth, Round Down, Multiply by 2 (Tight Fit) Subtract 2 (Comfortable Fit)
N/A	HD-DX-RTC-N	31 W x 84 L	140	5" casters standard, 2 locking		72" Round	Round Tables Only	Varies by Model Divide 28" by Folded Depth, Round Down (Tight Fit) Subtract 2 (Comfortable Fit)

TRANSPORTATION FOR RECTANGLE TABLES

FEATURES





- ▶ *Heavy duty angle or tubular steel frame*
- ▶ *Bolt fastened premium casters*
- ▶ *Black powder coat metal finish*
- ▶ *Packed 1 cart per carton*



PREMIUM CASTER & WHEEL SELECTIONS



HEAVY-DUTY ENGINEERED DESIGN

PRODUCT IMAGE	MODEL NUMBER	SIZE (W" x L" x H")	WT (LBS)	STANDARD CASTERS	MAX ITEM DIM	TO TRANSPORT	CAPACITY
	HD-REV-VTT	30.375 x 71.5 x 78.5	128	5" dia. x 2" W 2 rigid, 2 swivel phenolic	24 x 72	18-24 x 72 Training Tables	(10) 18" - 24" Wide Tables
	HD-REV-VTT-30	33 x 71.5 x 78.5	132		30 x 96	18-30 x 96 Banquet Tables	(10) 18" - 30" Wide Tables
	HD-BTC72-6	31.5 x 74.5 x 38	76	5" dia. x 2" W 2 rigid, 4 swivel phenolic	30 X 96	30x72 Banquet Tables 18x72 Training Tables	Flat Stack 12 Tables
	HD-BTC96-6	31.5 x 105 x 38	88	5" dia. x 2" W 2 rigid, 2 swivel phenolic	30 X 96	30x96 Banquet Tables 18x96 Training Tables	Flat Stack 12 Tables
	HD-SUD*	30.5 x 40 x 60	93	(2) 10" semi-pneumatic (2) 5" swivel	36 x 72	30x72 Banquet Tables 18x72 Training Tables	Varies by Model Divide 19" by Folded Depth, Round Down (Tight Fit) Subtract 1 (Comfortable Fit)

*HD-SUD can only hold tables up to 72" in length to fit through a standard doorway.

Cafe & Cocktails Tables

REVOLUTION | ROLLERS | MAXX IC | NAPA WINE BARRELS



REVOLUTION® CAFE & COCKTAIL TABLES

REVOLUTION® patented tabletop technology offers the best of both worlds because it is extremely durable and exceptionally lightweight. At 1.9 pounds per square foot, Revolution® tabletops are approximately 2/3 lighter than particleboard or MDF. That's a third of the weight of other tabletops, yet incredibly strong. Truly the best linenless cocktail table available today.


REVOLUTION® TABLE FEATURES



REVOLUTION® OPTIONS

- ▶ *Cafe/Cocktail tables are available in several top shapes: Round, Square, and Hexagon*
- ▶ *Several top sizes available: 24", 30" and 36" top sizes.*
- ▶ *Two heights are available: 30" and 42"*
- ▶ *Base options range from X-bases, Standard Trumpet, and Weighted Trumpet bases*

NEW LINEAR MAXX EDGE®



- ▶ Self-healing poured urethane
- ▶ No gaps or seams to collect dirt
- ▶ 1/16" radius edge & corners
- ▶ 90-degree flat profile
- ▶ Table edge is completely flush
- ▶ Available in four colors

EASED MAXX EDGE®



- ▶ Self-healing poured urethane
- ▶ No gaps or seams to collect dirt
- ▶ 3/8" radius edge & corners
- ▶ Rounded profile
- ▶ Available in four colors

REVOLUTION® CAFE & COCKTAIL TABLES/PACKAGES

Revolution® lightweight panel technology makes set-up so much easier than traditional cafe tables. You will be truly amazed at how compact the Revolution® Cafe Package is!



REVOLUTION® CAFE TABLES ARE LIGHTWEIGHT, FAST AND EASY TO SET UP, AND USE 1/2 THE STORAGE SPACE OF OTHER TABLES!



Scan the QR to learn more




REVOLUTION® CAFE & COCKTAIL TABLES/PACKAGES


FEATURES

- ▶ Patented lightweight composite tabletop core
- ▶ Formica®, Wilsonart® or Custom Logo laminate options available
- ▶ MAXX Edge® (seamless, poured urethane) available in two styles: Eased and Linear
- ▶ Tabletop & column have an Internal Connector (IC) design that locks securely into place
- ▶ Tops store flat & compact without scratching or abrading

INTERNAL CONNECTOR (IC) TOP & COLUMN



LIGHTWEIGHT



Traditional cafe tables are heavy and made with a particle or fiberboard core often weighing more than 40 lbs. With its patented lightweight panel technology, a 36" diameter round Revolution® table weighs only 15 lbs.


EASY TRANSPORT



A single person can move 20 of our tables packaged in a Revolution® cart through a standard doorway (32" W) and even inside a passenger elevator!

20 TABLES STORE
IN 10 SQUARE FEET

Revolution® Cafe Full Package

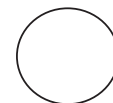


PACKAGE DETAILS

Half Package Includes: 10 Tabletops, 20 Columns, 10 bases, 1 cart

Full Package Includes: 20 Tabletops, 40 Columns, 20 bases, 1 cart

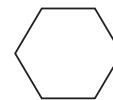
TABLETOP SIZES



24" dia. | 30" dia. | 36" dia.




30" x 30"



36" dia.

BASE CHOICES



Black - Trumpet Base*



Polished Chrome - Trumpet Base*



Brushed Nickel - Trumpet Base*



Black - X-Base



Brushed Silver - X-Base

REVOLUTION® SERIES

Cafe & Cocktail Tables

REVOLUTION® CAFE & COCKTAIL TABLES

FEATURES

- ▶ Patented lightweight composite tabletop core
- ▶ Three-piece knock-down design; no tools required for assembly
- ▶ Tabletop & column have an Internal Connection (IC) design that locks securely into place
- ▶ MAXX Edge® (seamless, poured urethane) available in two styles: Eased and Linear
- ▶ High-pressure laminate surface - MOQ of 10, except for Black Laminate
- ▶ All models come standard with an X-base






See Meetings+Events Finish Guide for laminate, edge and leg colors

REV30RDMX(E or L) **1**IC **2 3 4**-**5 6 7**



MODEL NUMBER	EDGE TYPE	EDGE COLOR	LAMINATE	BASE COLOR
E or L	1	2,3,4	5,6,7	

SHOWN: REV30RDMXEBCGYE-XCH



TOP STYLES	MODEL NUMBER	SIZE (INCHES) W x L x H	WEIGHT (LBS)
CAFE 24" DIA ROUND 	REV24RDMX(E/L)#IC###-###	24 DIA X 30	15
	REV24RDMX(E/L)#IC###-###42	24 DIA X 42	16
CAFE 30" DIA ROUND 	REV30RDMX(E/L)#IC###-###	30 DIA X 30	17
	REV30RDMX(E/L)#IC###-###42	30 DIA X 42	18
CAFE 36" DIA ROUND 	REV36RDMX(E/L)#IC###-###	36 DIA X 30	23
	REV36RDMX(E/L)#IC###-###42	36 DIA X 42	24
CAFE 30" SQUARE 	REV3030MX(E/L)#IC###-###	30 X 30 X 30	19
	REV3030MX(E/L)#IC###-###42	30 X 30 X 42	20
CAFE 36" SQUARE 	REV3636MX(E/L)#IC###-###	36 X 36 X 30	21
	REV3636MX(E/L)#IC###-###42	36 X 36 X 42	22



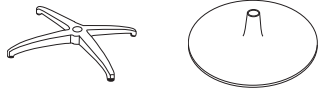
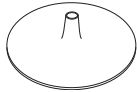
CAFE AND COCKTAIL TABLE BASE OPTIONS				
BASE TYPE	FOR TABLE SIZE	DESCRIPTION	ADD TO MODEL# UNWEIGHTED	ADD TO MODEL# WEIGHTED
X-BASES 	24" ROUND 30" ROUND 36" ROUND 30" X 30" SQUARE	BRUSHED SILVER X-BASE (STANDARD)	XCH	-
		BLACK X-BASE (STANDARD)	XBL	-
TRUMPET BASES 	24" ROUND 30" ROUND	20" BLACK TRUMPET BASE	TBL	TBL-W
		20" POLISHED CHROME TRUMPET BASE	TCH	TCH-W
		20" BRUSHED NICKEL TRUMPET BASE	TBN	TBN-W
	36" ROUND 30" X 30" SQUARE 36" X 36" SQUARE	23" BLACK TRUMPET BASE	TBL	TBL-W
		23" POLISHED CHROME TRUMPET BASE	TCH	TCH-W
		23" BRUSHED NICKEL TRUMPET BASE	TBN	TBN-W

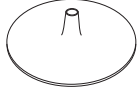
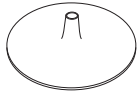
REVOLUTION® CAFE & COCKTAIL TABLE PACKAGES

FEATURES

- ▶ Complete self-contained unit including a transport cart
- ▶ Available in full or half packages
- ▶ A variety of sizes available for tops, columns and bases
- ▶ Three-piece knock-down design; no tools required for assembly
- ▶ Tabletop & column have an Internal Connection (IC) design that locks securely into place
- ▶ High-pressure laminate surface - MOQ of 10, except for Black Laminate



FULL PACKAGE FOR X-BASE OR TRUMPET BASE INCLUDES	TOP SHAPE	MODEL NUMBER	SPECIAL NOTES	SIZE (W" x L" x H")	EST WGT (LBS)
QTY 20: Revolution® Tabletops QTY 20: Dining Height Columns (30" H) QTY 20: Bistro Height Columns (42" H) QTY 20: X-Bases or Trumpet Bases* QTY 1: HD-CCT30-REV transport cart 	Round	REVPKG24RDMX(E/L)#IC###-XCH		24" dia x 30/42"	622
		REVPKG30RDMX(E/L)#IC###-XCH		30" dia x 30/42"	682
		REVPKG36RDMX(E/L)#IC###-XCH		36" dia x 30/42"	762
	Mix of Round	REVMIX2430RDMX(E/L)#IC###-XCH	mix	24/30" dia x 30/42"	652
		REVMIX2436RDMX(E/L)#IC###-XCH	mix	24/36" dia x 30/42"	682
		REVMIX3036RDMX(E/L)#IC###-XCH	mix	30/36" dia x 30/42"	712
Square	REVPKG3030MX(E/L)#IC###-XCH		30"x 30" x 30/42"	738	
HALF PACKAGE FOR X-BASE OR TRUMPET BASE INCLUDES	TOP SHAPE	MODEL NUMBER	SPECIAL NOTES	SIZE (W" x L" x H")	EST WGT (LBS)
QTY 10: Revolution® Tabletops QTY 10: Dining Height Columns (30" H) QTY 10: Bistro Height Columns (42" H) QTY 10: X-Bases or Trumpet Bases* QTY 1: HD-CCT30-REV transport cart 	Round	REVHP24RDMX(E/L)#IC###-XCH		24" dia x 30/42"	383.5
		REVHP30RDMX(E/L)#IC###-XCH		30" dia x 30/42"	413.5
		REVHP36RDMX(E/L)#IC###-XCH		36" dia x 30/42"	453.5
	Square	REVHP3030MX(E/L)#IC###-XCH		30"x 30" x 30/42"	441.5

FULL PACKAGE FOR <u>WEIGHTED</u> TRUMPET BASE INCLUDES	TOP SHAPE	MODEL NUMBER	SPECIAL NOTES	SIZE (W" x L" x H")	EST WGT (LBS)
QTY 12: Revolution® Tabletops QTY 12: Dining Height Columns (30" H) QTY 12: Bistro Height Columns (42" H) QTY 12: Weighted Trumpet Bases** QTY 1: HD-CCT30-REV-WB transport cart 	Round	REVPKG24RDMX(E/L)#IC###-TBL-W		24" dia x 30/42"	623.2
		REVPKG30RDMX(E/L)#IC###-TBL-W		30" dia x 30/42"	659.2
		REVPKG36RDMX(E/L)#IC###-TBL-W		36" dia x 30/42"	839.2
	Mix of Round	REVMIX2430RDMX(E/L)#IC###-TBL-W	mix	24/30" dia x 30/42"	689.2
		REVMIX2436RDMX(E/L)#IC###-TBL-W	mix	24/36" dia x 30/42"	707.2
		REVMIX3036RDMX(E/L)#IC###-TBL-W	mix	30/36" dia x 30/42"	725.2
Square	REVPKG3030MX(E/L)#IC###-TBL-W		30"x 30" x 30/42"	824.8	
	REVPKG3636MX(E/L)#IC###-TBL-W	wb	36"x 36" x 30/42"	824.8	
HALF PACKAGE FOR <u>WEIGHTED</u> TRUMPET BASE INCLUDES	TOP SHAPE	MODEL NUMBER	SPECIAL NOTES	SIZE (W" x L" x H")	EST WGT (LBS)
QTY 6: Revolution® Tabletops QTY 6: Dining Height Columns (30" H) QTY 6: Bistro Height Columns (42" H) QTY 6: Weighted Trumpet Bases** QTY 1: HD-CCT30-REV-WB transport cart 	Round	REVHP24RDMX(E/L)#IC###-TBL-W		24" dia x 30/42"	384.1
		REVHP30RDMX(E/L)#IC###-TBL-W		30" dia x 30/42"	402.1
		REVHP36RDMX(E/L)#IC###-TBL-W		36" dia x 30/42"	492.1
	Square	REVHP3030MX(E/L)#IC###-TBL-W		30"x 30" x 30/42"	484.9
		REVHP3636MX(E/L)#IC###-TBL-W	wb	36"x 36" x 30/42"	484.9

ROLLERS™ SERIES
Cafe Tables



AVAILABLE IN ROUND, SQUARE OR A UNIQUE HEXAGONAL SHAPE



TILT TOP - NESTABLE



HEIGHT ADJUSTABLE



ROLLERS™ CAFE TABLES

FEATURES

- ▶ Positive-locking flip-top secures tabletop vertically and horizontally
- ▶ Nesting base allows for extra compact storage
- ▶ Includes locking swivel casters as standard
- ▶ 1-1/4" thick MDF tabletop
- ▶ High-pressure laminate surface - MOQ of 10, except for Black Laminate
- ▶ 3MM black vinyl edge or exact match to laminate
- ▶ MAXX Edge® also available - call for quote!
- ▶ Shipped knock-down




SHOWN: PBLFT30RDEB####-RABLC3



See Meetings+Events Finish Guide for laminate, edge and leg colors

PBLFT30RDEB **1** **2** **3** **4** -RD **5** **6** C3

MODEL NUMBER	EDGE TYPE	EDGE COLOR	LAMINATE	LEG COLOR
	E or L	1	2,3,4	5,6

STYLE	MODEL NUMBER	SPECIAL NOTES	SIZE (W" x L" x H")	WEIGHT (LBS)
	PBLFT30RDEB####-RD#C3	Dining Height	30 dia x 30	53
	PBLFT30RDEB####-RB#C3	Bistro Height	30 dia x 42	54
	PBLFT30RDEB####-RA#C3	Adjustable Height	30 dia x 32-42	55
	PBLFT36RDEB####-RD#C3	Dining Height	36 dia x 30	61
	PBLFT36RDEB####-RB#C3	Bistro Height	36 dia x 42	62
	PBLFT36RDEB####-RA#C3	Adjustable Height	36 dia x 32-42	63
	PBLFT3030EB####-RD#C3	Dining Height	30 x 30 x 30	58
	PBLFT3030EB####-RB#C3	Bistro Height	30 x 30 x 42	59
	PBLFT3030EB####-RA#C3	Adjustable Height	30 x 30 x 32-42	60
	PBLFT3636EB####-RD#C3	Dining Height	36 x 36 x 30	66
	PBLFT3636EB####-RB#C3	Bistro Height	36 x 36 x 42	67
	PBLFT3636EB####-RA#C3	Adjustable Height	36 x 36 x 32-42	68
	PBLFT36HEXEB####-RD#C3	Dining Height	36 dia x 30	61
	PBLFT36HEXEB####-RB#C3	Bistro Height	36 dia x 42	62
	PBLFT36HEXEB####-RA#C3	Adjustable Height	36 dia x 32-42	63



MAXX-IC™ CAFE & COCKTAIL TABLES/PACKAGES

MAXX Edge® with Forbes patented Internal Connector (IC) makes this table the perfect economical choice for cafe tables. They also store unlike any other cafe table – 20 tables store in only 10 square feet! What makes this work is the internal column connection, so MAXX-IC™ Cafe Tables store like discs, flat against one another. Features durable MAXX Edge® bonded to a solid plywood core tabletop finished with an attractive Walnut or Espresso stain and UV Polycoat.



SHOWN: PLYPKG30RDMXEBC-TBL



MAXX-IC™ CAFE & COCKTAIL TABLES/PACKAGES

FEATURES


- ▶ *Tabletop & column connect with patented flush-to-table bottom internal connection (IC) that locks securely into place; Dining Height (30"H) or Bistro Height (42"H)*
- ▶ *MAXX Edge® (seamless, poured urethane) available in two styles: Eased and Linear*
- ▶ *Solid plywood core tabletops store flat & compact without scratching or abrading*
- ▶ *Tabletop is finished with an attractive stain and UV Polycoat*
- ▶ *Tabletop stain color options (PLY###): Walnut (leave blank) or Espresso (ESP)*

20 TABLES STORE
IN 10 SQUARE FEET

MAXX IC™ Cafe Full Package
Cart Footprint - 45"L x 31"W



INTERNAL CONNECTOR (IC) TOP & COLUMN




MAXX EDGE®



Bonded directly to the table core, MAXX Edge® has no unsightly seams and leaves no gaps for collecting food or bacteria

EASY TRANSPORT



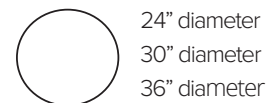
A single person can move 20 of our tables packaged in a Revolution® cart through a standard doorway (32" W) and even inside a passenger elevator!

PACKAGE DETAILS

Half Package Includes: 10 Tabletops, 20 Columns, 10 bases, 1 cart

Full Package Includes: 20 Tabletops, 40 Columns, 20 bases, 1 cart


TABLETOP SIZES



MAXX IC™ STAIN OPTIONS




Walnut



Espresso (ESP)

BASE CHOICES



Black - Trumpet Base*



Polished Chrome - Trumpet Base*



Brushed Nickel - Trumpet Base*



Black - X-Base











Brushed Silver - X-Base

MAXX IC™ CAFE & COCKTAIL TABLES

IMAGE	BASE STYLE & COLOR	TOP SIZE	MODEL NUMBER	SIZE (W" x L" H")	WEIGHT (LBS)
	Brushed Silver X-Base 	24" Round	PLY###24RDMXE#IC-XCH	24 dia x 30	19.6
		24" Round	PLY###24RDMXE#IC-XCH42	24 dia x 42	20.6
		30" Round	PLY###30RDMXE#IC-XCH	30 dia x 30	24.6
		30" Round	PLY###30RDMXE#IC-XCH42	30 dia x 42	25.6
		36" Round	PLY###36RDMXE#IC-XCH	36 dia x 30	30.9
		36" Round	PLY###36RDMXE#IC-XCH42	36 dia x 42	31.9
	Black X-Base 	36" x 36" Square*	PLY###3636MXE#IC-XCH	36 x 36 x 30	34.4
		24" Round	PLY###24RDMXE#IC-XBL	24 dia x 30	19.6
		24" Round	PLY###24RDMXE#IC-XBL42	24 dia x 42	20.6
		30" Round	PLY###30RDMXE#IC-XBL	30 dia x 30	24.6
		30" Round	PLY###30RDMXE#IC-XBL42	30 dia x 42	25.6
		36" Round	PLY###36RDMXE#IC-XBL	36 dia x 30	30.9
36" Round	PLY###36RDMXE#IC-XBL42	36 dia x 42	31.9		
36" x 36" Square*	PLY###3636MXE#IC-XBL	36 x 36 x 30	34.4		
	Polished Chrome Trumpet Base 	24" Round	PLY###24RDMXE#IC-TCH	24 dia x 30	22.2
		24" Round	PLY###24RDMXE#IC-TCH42	24 dia x 42	23.2
		30" Round	PLY###30RDMXE#IC-TCH	30 dia x 30	27.2
		30" Round	PLY###30RDMXE#IC-TCH42	30 dia x 42	28.2
		36" Round	PLY###36RDMXE#IC-TCH	36 dia x 30	35.2
		36" Round	PLY###36RDMXE#IC-TCH42	36 dia x 42	36.2
	Brushed Nickel Trumpet Base 	36" x 36" Square*	PLY###3636MXE#IC-TCH	36 x 36 x 30	38.7
		24" Round	PLY###24RDMXE#IC-TBN	24 dia x 30	22.2
		24" Round	PLY###24RDMXE#IC-TBN42	24 dia x 42	23.2
		30" Round	PLY###30RDMXE#IC-TBN	30 dia x 30	27.2
		30" Round	PLY###30RDMXE#IC-TBN42	30 dia x 42	28.2
		36" Round	PLY###36RDMXE#IC-TBN	36 dia x 30	35.2
	Black Trumpet Base 	36" Round	PLY###36RDMXE#IC-TBN42	36 dia x 42	36.2
		36" x 36" Square*	PLY###3636MXE#IC-TBN	36 x 36 x 30	38.7
		24" Round	PLY###24RDMXE#IC-TBL	24 dia x 30	22.2
		24" Round	PLY###24RDMXE#IC-TBL42	24 dia x 42	23.2
		30" Round	PLY###30RDMXE#IC-TBL	30 dia x 30	27.2
		30" Round	PLY###30RDMXE#IC-TBL42	30 dia x 42	28.2
	Weighted Polished Chrome Trumpet Base 	36" Round	PLY###36RDMXE#IC-TBL	36 dia x 30	35.2
		36" Round	PLY###36RDMXE#IC-TBL42	36 dia x 42	36.2
		36" x 36" Square*	PLY###3636MXE#IC-TBL	36 x 36 x 30	38.7
		24" Round	PLY###24RDMXE#IC-TCH-WB	24 dia x 30	44.4
		24" Round	PLY###24RDMXE#IC-TCH42-WB	24 dia x 42	45.4
		30" Round	PLY###30RDMXE#IC-TCH-WB	30 dia x 30	49.4
	Weighted Brushed Nickel Trumpet Base 	30" Round	PLY###30RDMXE#IC-TCH42-WB	30 dia x 42	50.4
		36" Round	PLY###36RDMXE#IC-TCH-WB	36 dia x 30	57.4
		36" Round	PLY###36RDMXE#IC-TCH42-WB	36 dia x 42	58.4
		36" x 36" Square*	PLY###3636MXE#IC-TCH-WB	36 x 36 x 30	60.9
		24" Round	PLY###24RDMXE#IC-TBN-WB	24 dia x 30	44.4
		24" Round	PLY###24RDMXE#IC-TBN42-WB	24 dia x 42	45.4
	Weighted Black Trumpet Base 	30" Round	PLY###30RDMXE#IC-TBN-WB	30 dia x 30	49.4
		30" Round	PLY###30RDMXE#IC-TBN42-WB	30 dia x 42	50.4
		36" Round	PLY###36RDMXE#IC-TBN-WB	36 dia x 30	57.4
		36" Round	PLY###36RDMXE#IC-TBN42-WB	36 dia x 42	58.4
		36" x 36" Square*	PLY###3636MXE#IC-TBN-WB	36 x 36 x 30	60.9
		24" Round	PLY###24RDMXE#IC-TBL-WB	24 dia x 30	44.4
	24" Round	PLY###24RDMXE#IC-TBL42-WB	24 dia x 42	45.4	
	30" Round	PLY###30RDMXE#IC-TBL-WB	30 dia x 30	49.4	
	30" Round	PLY###30RDMXE#IC-TBL42-WB	30 dia x 42	50.4	
	36" Round	PLY###36RDMXE#IC-TBL-WB	36 dia x 30	57.4	
	36" Round	PLY###36RDMXE#IC-TBL42-WB	36 dia x 42	58.4	
	36" x 36" Square*	PLY###3636MXE#IC-TBL-WB	36 x 36 x 30	60.9	

MAXX IC™ CAFE & COCKTAIL TABLE PACKAGES

BASE STYLE	TOP SIZE / PACKAGE SIZE	MODEL NUMBER	SIZE (W" x L" H")	WEIGHT (LBS)
Brushed Silver X-Base 	24" Round Full Package	PLY###PKG24RDMXE#IC-XCH	24 dia x 30/42	460
	30" Round Full Package	PLY###PKG30RDMXE#IC-XCH	30 dia x 30/42	560
	36" Round Full Package	PLY###PKG36RDMXE#IC-XCH	36 dia x 30/42	686
	36" x 36" Square Full Package	PLY###PKG3636MXE#IC-XCH	36 x 36 x 30**	756
	24" Round Half Package	PLY###HP24RDMXE#IC-XCH	24 dia x 30/42	230
	30" Round Half Package	PLY###HP30RDMXE#IC-XCH	30 dia x 30/42	280
	36" Round Half Package	PLY###HP36RDMXE#IC-XCH	36 dia x 30/42	343
	36" x 36" Square Half Package	PLY###HP3636MXE#IC-XCH	36 x 36 x 30**	373
Black X-Base 	24" Round Full Package	PLY###PKG24RDMXE#IC-XBL	24 dia x 30/42	460
	30" Round Full Package	PLY###PKG30RDMXE#IC-XBL	30 dia x 30/42	560
	36" Round Full Package	PLY###PKG36RDMXE#IC-XBL	36 dia x 30/42	686
	36" x 36" Square Full Package	PLY###PKG3636MXE#IC-XBL	36 x 36 x 30**	756
	24" Round Half Package	PLY###HP24RDMXE#IC-XBL	24 dia x 30/42	230
	30" Round Half Package	PLY###HP30RDMXE#IC-XBL	30 dia x 30/42	280
	36" Round Half Package	PLY###HP36RDMXE#IC-XBL	36 dia x 30/42	343
	36" x 36" Square Half Package	PLY###HP3636MXE#IC-XBL	36 x 36 x 30**	378
Polished Chrome Trumpet Base 	24" Round Full Package	PLY###PKG24RDMXE#IC-TCH	24 dia x 30/42	512
	30" Round Full Package	PLY###PKG30RDMXE#IC-TCH	30 dia x 30/42	612
	36" Round Full Package	PLY###PKG36RDMXE#IC-TCH	36 dia x 30/42	772
	36" x 36" Square Full Package	PLY###PKG3636MXE#IC-TCH	36 x 36 x 30**	842
	24" Round Half Package	PLY###HP24RDMXE#IC-TCH	24 dia x 30/42	256
	30" Round Half Package	PLY###HP30RDMXE#IC-TCH	30 dia x 30/42	306
	36" Round Half Package	PLY###HP36RDMXE#IC-TCH	36 dia x 30/42	386
	36" x 36" Square Half Package	PLY###HP3636MXE#IC-TCH	36 x 36 x 30**	421
Brushed Nickel Trumpet Base 	24" Round Full Package	PLY###PKG24RDMXE#IC-TBN	24 dia x 30/42	512
	30" Round Full Package	PLY###PKG30RDMXE#IC-TBN	30 dia x 30/42	612
	36" Round Full Package	PLY###PKG36RDMXE#IC-TBN	36 dia x 30/42	772
	36" x 36" Square Full Package	PLY###PKG3636MXE#IC-TBN	36 x 36 x 30**	842
	24" Round Half Package	PLY###HP24RDMXE#IC-TBN	24 dia x 30/42	256
	30" Round Half Package	PLY###HP30RDMXE#IC-TBN	30 dia x 30/42	306
	36" Round Half Package	PLY###HP36RDMXE#IC-TBN	36 dia x 30/42	386
	36" x 36" Square Half Package	PLY###HP3636MXE#IC-TBN	36 x 36 x 30**	421
Black Trumpet Base 	24" Round Full Package	PLY###PKG24RDMXE#IC-TBL	24 dia x 30/42	512
	30" Round Full Package	PLY###PKG30RDMXE#IC-TBL	30 dia x 30/42	612
	36" Round Full Package	PLY###PKG36RDMXE#IC-TBL	36 dia x 30/42	772
	36" x 36" Square Full Package	PLY###PKG3636MXE#IC-TBL	36 x 36 x 30**	842
	24" Round Half Package	PLY###HP24RDMXE#IC-TBL	24 dia x 30/42	256
	30" Round Half Package	PLY###HP30RDMXE#IC-TBL	30 dia x 30/42	306
	36" Round Half Package	PLY###HP36RDMXE#IC-TBL	36 dia x 30/42	386
	36" x 36" Square Half Package	PLY###HP3636MXE#IC-TBL	36 x 36 x 30**	421
Weighted Polished Chrome Trumpet Base* 	24" Round Full Package	PLY###PKG24RDMXE#IC-TCH-WB	24 dia x 30/42	956
	30" Round Full Package	PLY###PKG30RDMXE#IC-TCH-WB	30 dia x 30/42	1056
	36" Round Full Package	PLY###PKG36RDMXE#IC-TCH-WB	36 dia x 30/42	1216
	36" x 36" Square Full Package	PLY###PKG3636MXE#IC-TCH-WB	36 x 36 x 30**	1286
	24" Round Half Package	PLY###HP24RDMXE#IC-TCH-WB	24 dia x 30/42	478
	30" Round Half Package	PLY###HP30RDMXE#IC-TCH-WB	30 dia x 30/42	528
	36" Round Half Package	PLY###HP36RDMXE#IC-TCH-WB	36 dia x 30/42	608
	36" x 36" Square Half Package	PLY###HP3636MXE#IC-TCH-WB	36 x 36 x 30**	643
Weighted Brushed Nickel Trumpet Base* 	24" Round Full Package	PLY###PKG24RDMXE#IC-TBN-WB	24 dia x 30/42	300
	30" Round Full Package	PLY###PKG30RDMXE#IC-TBN-WB	30 dia x 30/42	400
	36" Round Full Package	PLY###PKG36RDMXE#IC-TBN-WB	36 dia x 30/42	500
	36" x 36" Square Full Package	PLY###PKG3636MXE#IC-TBN-WB	36 x 36 x 30**	570
	24" Round Half Package	PLY###HP24RDMXE#IC-TBN-WB	24 dia x 30/42	150
	30" Round Half Package	PLY###HP30RDMXE#IC-TBN-WB	30 dia x 30/42	200
	36" Round Half Package	PLY###HP36RDMXE#IC-TBN-WB	36 dia x 30/42	250
	36" x 36" Square Half Package	PLY###HP3636MXE#IC-TBN-WB	36 x 36 x 30**	285
Weighted Black Trumpet Base* 	24" Round Full Package	PLY###PKG24RDMXE#IC-TBL-WB	24 dia x 30/42	956
	30" Round Full Package	PLY###PKG30RDMXE#IC-TBL-WB	30 dia x 30/42	1056
	36" Round Full Package	PLY###PKG36RDMXE#IC-TBL-WB	36 dia x 30/42	1216
	36" x 36" Square Full Package	PLY###PKG3636MXE#IC-TBL-WB	36 x 36 x 30**	1286
	24" Round Half Package	PLY###HP24RDMXE#IC-TBL-WB	24 dia x 30/42	478
	30" Round Half Package	PLY###HP30RDMXE#IC-TBL-WB	30 dia x 30/42	528
	36" Round Half Package	PLY###HP36RDMXE#IC-TBL-WB	36 dia x 30/42	608
	36" x 36" Square Half Package	PLY###HP3636MXE#IC-TBL-WB	36 x 36 x 30**	643

TRANSPORT CARTS

Cafe & Cocktail Tables

TRANSPORTATION FOR CAFE & COCKTAIL TABLES

Save on time and labor on setup, teardown, and storage with our transport carts. Events can get huge! Our transport carts will equip your staff with the tools they need to make managing events a breeze.



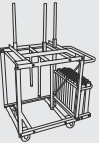



CART SHOWN: HD-CCT-REV-XB

TRANSPORTATION FOR CAFE & COCKTAIL TABLES

FEATURES

- ▶ *Heavy duty angle or tubular steel frame*
- ▶ *Bolt fastened premium casters*
- ▶ *Black powder coat metal finish*
- ▶ *Packed 1 cart per carton*

PRODUCT IMAGE	MODEL NUMBER	SIZE (W" x L" x H")	WT (LBS)	STANDARD CASTERS	CASTER OPTIONS	MAX ITEM DIM	TO TRANSPORT	CAPACITY
	HD-CCT30-REV-WB	28.25" x 61.5" x 54.5"	n/a	Two (2) fixed 5" dia casters Two (2) swivel locking 5" dia casters		4040 Square (76.5" from floor)	24-36" Revolution IC Round Square Snap Weighted Bases	20 Tables 40 Columns 20 Bases 12 Tables 24 Columns 12 Weighted Bases
	HD-CCT-REV-TB	31 x 45 x 71.5	145	5" dia. x 2"W 2 rigid, 2 swivel phenolic		36" Round	24-36" Revolution IC Round Square Snap	20 Tables 40 Columns 20 Trumpet Bases
	HD-CCT-REV-XB	31 x 45 x 71.5	145	5" dia. x 2"W 2 rigid, 2 swivel phenolic		36" Round	24-36" Revolution IC Round Square Snap	20 Tables 40 Columns 20 X-Bases
	HD-CCT-REV-C-TB	31 x 45 x 71.5	145		Upgraded 6" Colson Casters	36" Round	24-36" Revolution IC Round Square Snap	20 Tables 40 Columns 20 Trumpet Bases
	HD-CCT-REV-C-XB	31 x 45 x 71.5	145		Upgraded 6" Colson Casters	36" Round	24-36" Revolution IC Round Square Snap	20 Tables 40 Columns 20 X-Bases

NAPA STACK™ WINE BARRELS

Use our reclaimed Napa Stack™ Wine Barrels to complete any “shabby chic” event! These barrels hail straight from Napa Valley and are as rustic as it gets with a beautiful Cabernet red interior. A Full Barrel comes standard as two Half Barrels stacked together to provide the most efficient stacking while taking up little warehouse space and transporting easily to your event site. They are perfect for any use, from a low coffee or end table to a high cocktail table, and they also make beautiful planters or beverage coolers when properly lined! The Napa Stack™ Barrels are one-of-a-kind event accessories popular for their rustic aesthetic appeal!



WINE BARRELS

FEATURES

- ▶ *Original Napa Valley wine barrels*
- ▶ *Minimal storage and easy transport*
- ▶ *Fasten two half barrels together to make a whole barrel table*
- ▶ *Red wine coloring on interior barrel*
- ▶ *All barrels are unique and vary in height, width, weight & color*
- ▶ *Minimum Order Quantity: 3 whole or 6 halves*





FULL BARREL
Weight: 115 - 125 lbs
Height: 35" - 40"
Center Dia: 27" - 30"



HALF BARREL
Weight: 57.5 - 62.5 lbs
Height: 17.5" - 20"
Center Dia: 27" - 30"



STYLE	MODEL NUMBER	HEIGHT	WEIGHT (LBS)	CENTER DIAMETER
	BIHWB-WHOLE	35" - 40"	115-125	27" - 30"
	BIHWB-HALF	17.5" - 20"	57.5 - 62.5	27" - 30"



Nesting & Catering Tables

MOBILE NESTING TABLES | ECOFLEX LINENLESS TABLES
LINENLESS CATERING TABLES | FOLDING CATERING TABLES



Shown: Tilt Nesting Table in Chocolate Malt HPL

MOBILE NESTING TABLES

VERSATILE CONFIGURATIONS

Designed to be arranged in a variety of functional, aesthetically pleasing configurations

BUILT-IN MOBILITY

Four swivel casters, including two with brakes, allow easy movement and the ability to lock in place

SPACE SAVING

Beautifully designed for easy storage and a compact footprint, no need to move them to the "back of the house"

MULTIPLE HEIGHTS

Tiered height structure provides a dimensional presentation not available with standard serving tables

RECESSED TOPS

Countertops are inset from leg frames to protect corners from being damaged during moves

VARIETY OF STYLES

Ranging from sophisticated elegance to modern rustic, there's sure to be a line to fit your decor

QUALITY CRAFTSMANSHIP

Vigorous engineering and unmatched durability provide a product that's built to last, increasing ROI

MULTIPLE PRICE POINTS

Multiple price points to meet your budgetary needs



Mobile
Nesting Tables



Shown: Executive Claremont Three Series in Upland Stone HPL tops

NESTING & CATERING TABLES

Mobile Nesting Tables

CLAREMONT FOUR

Bring fashion and function to your venue with the Claremont Nesting Tables by Forbes Industries. The Claremont Series is inspired by the diverse scene of sunny Southern California and is designed to fit virtually any décor. A set of four brushed stainless steel nesting tables with beautiful Acacia Driftwood tops provides functionality and versatility for any property or event.



Shown in: Essentials Series in Calcutta Marble HPL tops and Metallic Bronze powder epoxy frames.

★ 7407 – Elite

- ▶ *Tops - Acacia wood*
- ▶ *Frames - Brushed Stainless Steel*



★ 7404 – Executive

- ▶ *Tops - High-pressure Laminate*
- ▶ *Frames - Brushed Stainless Steel*



★ 7401 – Essentials

- ▶ *Tops - High-pressure Laminate*
- ▶ *Frames - Powder Epoxy Finish*



Three different Acacia finishes to choose from (only available on "Elite" Claremont and "Elite" Fiji Series Nesting Tables).



ACACIA WEATHERED



ACACIA NATURAL



ACACIA DRIFTWOOD

TABLE SIZE	LENGTH	WIDTH	HEIGHT
END – IN:	30	30	44
CM:	77	77	112
LRG – IN:	72	30	40.25
CM:	183	77	103
MED – IN:	66	30	36.5
CM:	168	77	93

CLAREMONT THREE

Also inspired by sunny Southern California, the Claremont Three is designed to fit virtually any decor and is available as a set of three tables. Claremont Tables are built with the strength of 2" square tube leg frames and complemented by your choice from our wide selection of beautiful surface options that range from premium high-pressure laminates to our stylish Acacia wood countertops.



The Claremont Three Series features maximum serving area for large events

Sleek 2" square tube leg frames

Shown in: Executive Series in Pyrenees Marble HPL tops.

- ★ 7408 – Elite**
 - ▶ Tops - Acacia wood
 - ▶ Frames - Brushed Stainless Steel



- ★ 7405 – Executive**
 - ▶ Tops - High-pressure Laminate
 - ▶ Frames - Brushed Stainless Steel



- ★ 7402 – Essentials**
 - ▶ Tops - High-pressure Laminate
 - ▶ Frames - Powder Epoxy Finish



Three different Acacia finishes to choose from (only available on "Elite" Claremont and "Elite" Fiji Series Nesting Tables).



ACACIA WEATHERED



ACACIA NATURAL



ACACIA DRIFTWOOD

TABLE SIZE	LENGTH	WIDTH	HEIGHT
LRG – IN:	72	30	40.25
CM:	183	77	103
MED – IN:	66	30	36.5
CM:	168	77	93
SML – IN:	60	30	32.5
CM:	153	77	83

NESTING & CATERING TABLES

Mobile Nesting Tables

FOSS SERIES

With its minimalistic design and unique nesting companion tables, the Foss Series is sure to be the focal point of the room. The Foss Series was inspired by Northern European design and was named after the Norwegian word for waterfall. It boasts a contemporary look with clean lines and stylistic waterfall countertop edges that are sure to add a sleek and refreshing statement to your decor.



Shown in: Essentials Series in Polar Cap HPL tops and Metallic Bronze powder epoxy frames.

★ 7417 – Elite

- ▶ Tops - Wood Veneer
- ▶ Frames - Brushed Stainless Steel



★ 7414 – Executive

- ▶ Tops - High-pressure Laminate
- ▶ Frames - Brushed Stainless Steel



★ 7411 – Essentials

- ▶ Tops - High-pressure Laminate
- ▶ Frames - Powder Epoxy Finish



TABLE SIZE	LENGTH	WIDTH	HEIGHT
LRG – IN:	72	30	38.5
CM:	183	77	98
SML – IN:	32	27	30.5
CM:	82	69	78

NESTING & CATERING TABLES

Mobile Nesting Tables



Shown: Executive Series finished in Lunar Legno HPL

NESTING & CATERING TABLES

Mobile Nesting Tables

RUSTICA SERIES

Embrace rustic charm and warmth accompanied by modern craftsmanship with the Rustica Series. These tables are offered with your choice of three country-inspired countertop options paired with black pipe leg frames, and our specially sourced vintage style casters. These unique casters feature a worn look with intentional imperfections and a special polyurethane tread so that they won't damage your floors. If these tables could talk, we're sure they'd have some stories to tell.

Shown with Rustic Vintage Wood tops
(only available on "Elite" Rustica Series)

Black Powder Epoxy
finished pipe frames

Leg frames assembled with tee
pipe fittings for an authentic look

Shown in: Elite Series in Satin Brown Mahogany tops.

Vintage style casters with
polyurethane tread so that they
won't damage your floors



NESTING & CATERING TABLES

Mobile Nesting Tables



Shown in: Executive Series
in Galvanized Steel tops.

- ★ 7447 – Elite**
- ▶ *Tops - Rustic Vintage Wood*
- ▶ *Frames - Black Pipe*



- ★ 7444 – Executive**
- ▶ *Tops - Galvanized Steel*
- ▶ *Frames - Black Pipe*



- ★ 7441 – Essentials**
- ▶ *Tops - Knotty Pine*
- ▶ *Frames - Black Pipe*



TABLE SIZE	LENGTH	WIDTH	HEIGHT
LRG – IN:	72	30	35.75
CM:	183	77	91
MED – IN:	64	27	32.75
CM:	163	69	84
SML – IN:	56	24	29.75
CM:	143	61	76

NESTING & CATERING TABLES

Mobile Nesting Tables



Fiji Series
Nesting Tables



NESTING & CATERING TABLES
Mobile Nesting Tables



Shown: Essentials Series in Wedding Cake HPL top.

NESTING & CATERING TABLES

Mobile Nesting Tables

FIJI SERIES

Embrace the free spirit of the tropical islands and coastal living with the Fiji Series. The leg frames on these tables drive the natural look and feel of the tropics with a stylistic slat design formed from reinforced steel to provide the strength and durability you've come to expect from Forbes. Finish your tables off with our vast selection of countertop options to personalize your look and create a one-of-a-kind set of furniture that will enhance your decor for years to come.



★ 7438 – Elite

- ▶ Tops - Acacia wood
- ▶ Frames - Black Powder Epoxy Steel



★ 7435 – Executive

- ▶ Tops - High-pressure Laminate
- ▶ Frames - Black Powder Epoxy Steel



★ 7431 – Essentials

- ▶ Tops - High-pressure Laminate
- ▶ Frames - Black Powder Epoxy Steel



Three different Acacia finishes to choose from (only available on "Elite" Claremont and "Elite" Fiji Series Nesting Tables).



ACACIA WEATHERED



ACACIA NATURAL



ACACIA DRIFTWOOD

TABLE SIZE	LENGTH	WIDTH	HEIGHT
LRG – IN:	72	30	36
CM:	183	77	92
MED – IN:	66	30	33
CM:	168	77	84
SML – IN:	60	30	30
CM:	153	77	77

TILT SERIES

Tilt Mobile Tables (nestable – 6-ft) with Stainless steel framed laminate tabletop, stylish legs and curved support bar are constructed out of heavy gauge stainless steel tube, with 3” chrome hooded caster. All units include a decorative panel.



Nestable!

Shown in: Chocolate Malt HPL

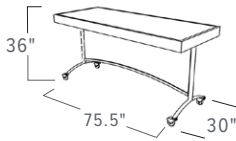


Model 7013-6

- ▶ Nestable design
- ▶ Modern privacy panel with arch design
- ▶ Brushed Stainless HPL accents
- ▶ Stainless steel tube construction
- ▶ 3" Black wheels

*Model 7013-5 for 5' version
 *Model 7013-8 for 8' version

	LENGTH	WIDTH	HEIGHT
IN:	75.5	30	36
CM:	193	77	92



Shown in: Wedding Cake HPL

and the most popular menu
ms all have one thing in common:

ECO Flex Tables

Versatile • Eco-Friendly • Lightweight • Stylish



The **EcoFlex Linenless Tables** are available in a variety of different sizes to suit your catering and banquet needs. Our EcoFlex line is available at multiple price points to ensure there is a set available that will satisfy your budgetary needs. Customize your collection by choosing from various tabletop sizes, shapes, heights, and finishes. Choose your table's look with a choice of side or corner mount leg designs finished in either brushed stainless steel or one of our powder epoxy finishes. Tops are available in a variety of surface options ranging from our eco-friendly Trend glass/stone, stunning stone-looking porcelain, or double-sided High-pressure Laminates. The unique design of our EcoFlex tables allows for fast and easy set-up, making them perfect for catering and banquets on any occasion. After use, simply remove the tops, fold the leg frames and load them on the transport/storage carts. No tools required.

Shown in: Suede HPL

ECOFLEX LINENLESS TABLE OPTIONS

Our EcoFlex Linenless Catering Tables are the premiere linenless table on the market, with a wide selection of finish combinations available to fit any decor. Save time and money with this linenless table solution. Durable and elegant, EcoFlex Linenless Tables set up and break down in seconds with no tools required and are perfect for any event.

Tabletops are offered in several options including single sided Trend glass/stone, Porcelain, or a double sided reversible laminate top with your choice of two HPL color options

1" Square tube framed tabletop provides superior protection and a modern look



Option of either brushed stainless steel or powder coated steel finished frame

Tabletops rest snugly inside frame mounts

Concealed hardware at pivot point with curved tube cross braces


1.25" Square tube legs with 1" curved square tube inner frame

Adjustable furniture levelers increase stability on uneven floors

ECO Flex Tables
Versatile • Eco-Friendly • Lightweight • Stylish




Frame Finish - Brushed Stainless Steel		
TABLETOP SIZE/SHAPE	SIDE MOUNT	CORNER MOUNT
24" X 24" (SQUARE)	7021	7023
24" (ROUND)	7025	
30" X 30" (SQUARE)	7027	7031
30" (ROUND)	7033	
36" X 36" (SQUARE)	7035	7037
30" X 60" (RECTANGLE)	7039	
36" X 72" (RECTANGLE)	7043	




BRUSHED STAINLESS STEEL (SS)


Frame Finish - Powder Epoxy		
TABLETOP SIZE/SHAPE	SIDE MOUNT	CORNER MOUNT
24" X 24" (SQUARE)	7022	7024
24" (ROUND)	7026	
30" X 30" (SQUARE)	7028	7032
30" (ROUND)	7034	
36" X 36" (SQUARE)	7036	7038
30" X 60" (RECTANGLE)	7040	
36" X 72" (RECTANGLE)	7044	




HIGH GLOSS WHITE (HWG)




TEXTURED BLACK (EN)




HIGH GLOSS BLACK (HEN)



METALLIC BRASS (GB)



METALLIC BRONZE (MB)



GUNMETAL GRAY (GMG)

NESTING & CATERING TABLES

EcoFlex Linenless Banquet Tables

THREE TABLETOP SHAPES TO CHOOSE FROM

ROUND



24" DIAMETER
30" DIAMETER

SQUARE



24"L X 24"W
30"L X 30"W
36"L X 36"W

RECTANGLE



30"L X 60"W
36"L X 72"W

FIVE HEIGHT OPTIONS



TWO FRAME MOUNT OPTIONS



ECO Flex Tables
Versatile • Eco-Friendly • Lightweight • Stylish

AVAILABLE FRAME FINISH OPTIONS



ARCHED FRAME
Brushed Stainless Steel




ARCHED FRAME
Powder Epoxy Finished



FIJI FRAME
*Powder Epoxy Finished Only

STANDARD TABLETOP OPTIONS



DOUBLE-SIDED HIGH-PRESSURE LAMINATE


*For a complete list of finish options, please visit: www.forbesindustries.com/finish-options

UPGRADED TABLETOP OPTIONS



SINGLE-SIDED TREND GLASS / TREND STONE

*For a complete list of finish options, please visit: www.forbesindustries.com/finish-options



SINGLE-SIDED PORCELAIN

OR

TRANSPORT/STORAGE CART

Our transport/storage cart is a key factor when it comes to a fast set-up/break down and compact storage. The tabletops and frames lean neatly against the frame of the cart and are secured by heavy duty poly straps. Available in two standard sizes. Call for more information.
Model 7050 (76"L)



TABLES & BANQUET FURNITURE

Linenless Catering Tables

LINENLESS CATERING TABLES



Folding leg design!



Model 7010-MH

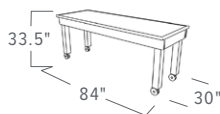
- ▶ Distressed knotty pine with red mahogany stain
- ▶ Folding legs for compact storage
- ▶ Locking pins to secure legs when in open position
- ▶ Solid wood construction
- ▶ Durable PVC edge banding on edges
- ▶ 4" Black twin wheels



*Model 7010-KP for natural version with a clear coat.



	LENGTH	WIDTH	HEIGHT
IN:	84	30	33.5
CM:	214	77	85



FOLDING CATERING TABLES



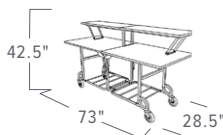
Model 4946

- ▶ 6-foot model with two tiers (back justified)
- ▶ Folded dims: 17" W x 65.5" H

*Model 4948 for 8' version



	LENGTH	WIDTH	HEIGHT
IN:	73	28.5	42.5
CM:	186	73	108



Model 4943

- ▶ 8-foot model with single level
- ▶ Folded dims: 17" W x 64" H

*Model 4941 for 6' version



	LENGTH	WIDTH	HEIGHT
IN:	97	28.5	30.5
CM:	247	73	78



Speaker's Podiums

FLOOR STYLE | PEDESTAL | MODERN | TRADITIONAL | SPECIALTY | ACRYLIC | CUSTOM LOGOS



FORBES PODIUMS

Forbes Podiums and Host Stations are artfully hand-crafted using high-quality hardwoods and finished in beautiful wood veneers or laminates. Most models are equipped with two 4" wheels for ease of maneuverability and two open compartments in the back. Several models can be modified to accommodate an LCD screen or other optional accessories such as sound systems, clock/timers, electric height lifts, and customized logos to name only a few. Custom designs and finishes are available. Call for more information.

FLOOR STYLE PODIUM

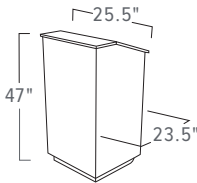


 **Model 5908**

- ▶ *Wood Veneer finish with brushed stainless HPL recessed front accent panel*
- ▶ *Angled reading surface with pencil ledge*
- ▶ *One center shelf*
- ▶ *Recessed kickplate at base*
- ▶ *Two wheels for tilt-and-roll maneuverability*

Shown in Satin White Washed Oak wood finish

	DEPTH	WIDTH	HEIGHT
IN:	23.5	25.5	47
CM:	60	65	119



SPEAKER'S PODIUMS

Pedestal Podiums

PEDESTAL PODIUMS



★ Model 5890

- ▶ Wood veneer finish
- ▶ Contemporary tapered cabinet
- ▶ Brushed Stainless HPL accents
- ▶ Angled reading surface with pencil ledge
- ▶ One center shelf
- ▶ Recessed kickplate at base on Speaker's side
- ▶ Two wheels for tilt-and-roll maneuverability

★ Model 5891

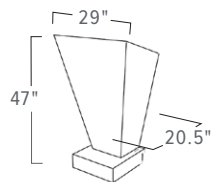
- ▶ Solid wood top section
- ▶ Modern curved cabinet section
- ▶ Brushed Stainless HPL accents
- ▶ Angled reading surface with pencil ledge
- ▶ One center shelf
- ▶ Recessed kickplate at base on Speaker's side
- ▶ Two wheels for tilt-and-roll maneuverability

*Shown with custom logo plate (not included on base model - call for pricing).



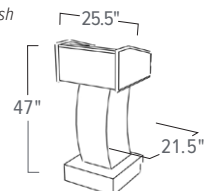
Shown in custom finish

	DEPTH	WIDTH	HEIGHT
IN:	20.5	29	47
CM:	52	74	120



Shown in Satin Red Mahogany wood finish

	DEPTH	WIDTH	HEIGHT
IN:	21.5	25.5	47
CM:	55	58	120



SPEAKER'S PODIUMS

Pedestal Podiums



Model 5912

- ▶ Solid wood and veneer finish
- ▶ Shown with brushed stainless HPL accents (brass is standard)
- ▶ Angled reading surface with pencil ledge
- ▶ One center shelf
- ▶ Recessed kickplate at base on Speaker's side
- ▶ Two wheels for tilt-and-roll maneuverability

*Shown with custom logo plate (not included on base model - call for pricing).

Model 5899

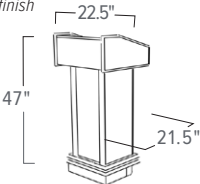
- ▶ Wood veneer finish
- ▶ Unique top and cabinet design
- ▶ Angled reading surface with pencil ledge
- ▶ Textured black HPL accents
- ▶ One center shelf
- ▶ Recessed kickplate at base on Speaker's side
- ▶ Two wheels for tilt-and-roll maneuverability

*Shown with custom logo plate not included on base model - call for pricing.



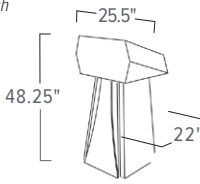
Shown in Satin Brown Mahogany wood finish

	DEPTH	WIDTH	HEIGHT
IN:	21.5	22.5	47
CM:	55	58	120



Shown in Satin Stormy Birch wood finish

	DEPTH	WIDTH	HEIGHT
IN:	22	25.5	48.25
CM:	56	65	123



SPEAKER'S PODIUMS

Modern Podiums

MODERN PODIUMS



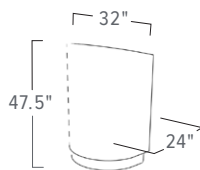
★ Model 4900

- ▶ Laminate finish
- ▶ Contemporary curved cabinet
- ▶ Angled reading surface with pencil ledge
- ▶ One center shelf
- ▶ Recessed kickplate at base
- ▶ Two wheels for tilt-and-roll maneuverability



Shown in Black HPL finish

	DEPTH	WIDTH	HEIGHT
IN:	24	32	47.5
CM:	61	82	121



★ Model 4895



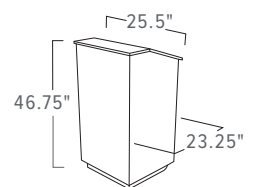
- ▶ Laminate finish
- ▶ Angled reading surface with pencil ledge
- ▶ One center shelf
- ▶ Recessed kickplate at base
- ▶ Two wheels for tilt-and-roll maneuverability

*Model 5920 - Wood veneer version.



Shown in Ice Fishin HPL finish

	DEPTH	WIDTH	HEIGHT
IN:	23.25	25.5	46.75
CM:	59	65	119



SPEAKER'S PODIUMS

Modern Podiums



 **Model 4898**

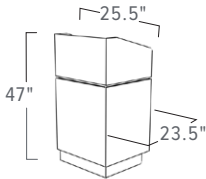
- ▶ *Laminate finish*
- ▶ *Recessed brass HPL trim*
- ▶ *Two-piece style (top separates for tabletop use)*
- ▶ *Angled reading surface with pencil ledge*
- ▶ *One center shelf*
- ▶ *Recessed kickplate at base*
- ▶ *Two wheels for tilt-and-roll maneuverability*

*Brass accents also available in stainless steel - call for details.

Shown in Suede HPL finish



	DEPTH	WIDTH	HEIGHT
IN:	23.5	25.5	47
CM:	60	65	120



Model 5901

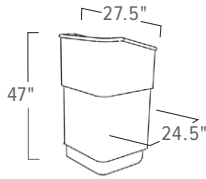
- ▶ *Wood veneer finish with solid wood molding*
- ▶ *Unique faceted cabinet design*
- ▶ *Angled reading surface with pencil ledge*
- ▶ *One center shelf*
- ▶ *Recessed kickplate at base on Speaker's side*
- ▶ *Two wheels for tilt-and-roll maneuverability*

*Shown with custom logo plate (not included on base model - call for pricing).

Shown in Satin Black wood finish



	DEPTH	WIDTH	HEIGHT
IN:	24.5	27.5	47
CM:	63	70	120



SPEAKER'S PODIUMS

Traditional Podiums

TRADITIONAL PODIUMS



Model 5918

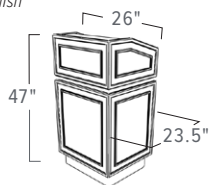
- ▶ Wood veneer finish with solid wood molding
- ▶ Recessed brass HPL trim
- ▶ Two-piece style (top separates for tabletop use)
- ▶ Angled reading surface with pencil ledge
- ▶ One center shelf
- ▶ Recessed kickplate at base
- ▶ Two wheels for tilt-and-roll maneuverability

*Brass accents also available in stainless steel - call for details.

Shown in Satin Red Mahogany wood finish



	DEPTH	WIDTH	HEIGHT
IN:	23.5	26	47
CM:	60	67	120



★ Model 5913

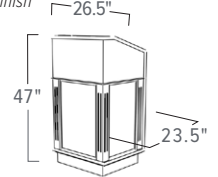
- ▶ Wood veneer finish with solid wood molding
- ▶ Angled reading surface with pencil ledge
- ▶ Decorative fluted accents corners
- ▶ One center shelf
- ▶ Recessed kickplate at base
- ▶ Two wheels for tilt-and-roll maneuverability

*Shown with custom logo plate (not included on base model - call for pricing)

Shown in Satin Brown Mahogany wood finish



	DEPTH	WIDTH	HEIGHT
IN:	23.5	26.5	47
CM:	60	68	120



SPEAKER'S PODIUMS

Traditional Podiums



★ Model 5914

- ▶ Wood veneer finish with solid wood molding
- ▶ Angled reading surface with pencil ledge
- ▶ One center shelf
- ▶ Recessed kickplate at base on Speaker's side
- ▶ Two wheels for tilt-and-roll maneuverability

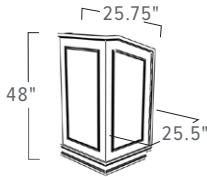
Model 5930

- ▶ Wood veneer finish with solid wood molding
- ▶ Compact cabinet design
- ▶ Horizontal Avonite working surface
- ▶ Locking drawer and bottom compartment
- ▶ Adjustable furniture levelers



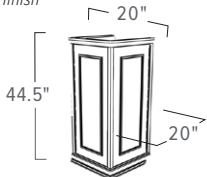
Shown in Satin Light Oak wood finish

	DEPTH	WIDTH	HEIGHT
IN:	25.5	25.75	48
CM:	65	66	122



Shown in Satin Brown Mahogany wood finish

	DEPTH	WIDTH	HEIGHT
IN:	20	20	44.5
CM:	51	51	114



SPEAKER'S PODIUMS

Specialty Podiums

SPECIALTY PODIUMS



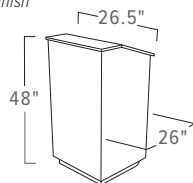
★ Model 5906

- ▶ Clad in Satin Brown Mahogany stained hardwood
- ▶ Angled reading surface with pencil ledge
- ▶ Decorative fluted accents corners
- ▶ One center shelf
- ▶ Recessed kickplate at base
- ▶ Two wheels for tilt-and-roll maneuverability



Shown in Satin Brown Mahogany wood finish

	DEPTH	WIDTH	HEIGHT
IN:	26	26.5	48
CM:	67	68	122



★ Model 5941



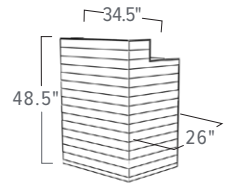
- ▶ Stainless steel cabinet clad in Tropical Hardwood
- ▶ Avonite top and riser
- ▶ Two stainless steel locking drawers
- ▶ Two stainless steel locking doors
- ▶ Four swivel casters (two with brakes)

*Can be used outdoors for a limited time under indirect sun and minimal moisture exposure.



Shown in Satin Tropical hardwood finish

	DEPTH	WIDTH	HEIGHT
IN:	26	34.5	48.5
CM:	67	88	124



ACRYLIC PODIUMS



 **Model 5005**

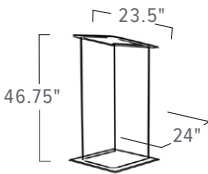
- ▶ 1/2" thick clear acrylic podium
- ▶ Square-sided design with rounded front corners
- ▶ Angled reading surface with pencil ledge
- ▶ Four foot glides

Model 5006

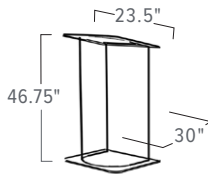
- ▶ 1/2" thick clear acrylic podium
- ▶ Contemporary curved design
- ▶ Angled reading surface with pencil ledge
- ▶ Four foot glides



	DEPTH	WIDTH	HEIGHT
IN:	24	23.5	46.75
CM:	61	68	119



	DEPTH	WIDTH	HEIGHT
IN:	30	23.5	46.75
CM:	77	68	119



SPEAKER'S PODIUMS

Optional Accessories

OPTIONAL ACCESSORIES



MODEL 6060-19
Flexible microphone holder



MODEL 6065
Gooseneck little light



MODEL 6066-XLR
Goose-neck microphone with shock mount (Must order at time of purchase. Factory install only)



MODEL 6072 SERIES
Wireless microphones



MODEL 8001
Drop leaf



MODEL 6075
Digital clock & timer



MODEL 6064
Dual intensity light



MODEL 8042
Power strip



PADDED NYLON COVER
Heavy-duty padded nylon covers with Velcro flaps

CUSTOM ACCESSORIES



SOUND SYSTEM 6070 (WIRED)
Sound system with 6064 light and 6066 microphone
SOUND SYSTEM 6071 (WIRELESS)
Sound system with 6064 light and 6071 - wireless
(Must order at time of purchase. Factory install only)



AUTO HEIGHT CONTROL
Auto height control adjusts up to 10" with the push of a button



PULL OUT SHELF
Laminate or wood veneer pull-out shelf



PULL OUT DRAWER
Laminate or wood veneer drawer (locking option is available but not included)



KEYBOARD DRAWER
Pull-out keyboard drawer

*Not all accessories are available on all models. Please call for details.

CUSTOM LOGO SIGNAGE

Custom logos are available. Additional charges may apply. Please call for more information.



ENGRAVED WITH BLACK PAINTED BACKGROUND
Shown on polished chrome



ENGRAVED WITH BLACK PAINTED BACKGROUND
Shown on brushed chrome



ENGRAVED WITH BLACK PAINTED BACKGROUND
Shown on polished brass



DIGITAL PRINT
Available on polished brass, polished chrome, or brushed chrome



WATER JET CUT
Shown in chrome



WATER JET CUT
Shown in brass



LASER ETCHED
Available on clear acrylic

Portable Dance Floors

MULTILOK | FLORLOK | WEDLOK



FORBES PORTABLE DANCE FLOORS

Built with durability and beauty in mind, Forbes' Portable Dance Floors stand up to heavy use while maintaining their original strength and luster. Our interlocking dance floor panels are available in a variety of sizes, finishes, and substrates depending on your needs. These portable dance floors are ideal for hotels, restaurants, clubs, caterers, convention centers, event organizers, venues, trade shows and weddings.


Learn more at: www.forbesindustries.com/product-category/meetings-and-events/dance-floors/

FEATURES	multi lok®	flor lok®	wed lok®
INDOOR	✓	✓	✓
OUTDOOR	✓		
BRICK WORK DESIGN	✓	✓	✓
FRAME SUBSTRATE	Aluminum—Extruded Composite	Aluminum / Plywood	Aluminum / Plywood / Acrylic
SURFACE	Vinyl	Hardwood	Acrylic
AVAILABLE FINISHES	Auckland Oak / Burnt Ginger Ebony Oak / Distressed Oak	Light Oak Parquet / Smoked Oak Parquet / Jatoba Parquet	White Acrylic
TRIM	*Natural Aluminum— Black or Gold Anodized	*Natural Aluminum— Black or Gold Anodized	*Natural Aluminum— Black Anodized, White Powder Coat
TRIM SIZE	4"W	4"W	4"
FULL PANEL SIZE	34" x 34"	34" x 34"	48" x 24"
HALF PANEL SIZE	34" x 17"	34" x 17"	24" x 24"
TRANSPORT CART AVAILABLE	Holds 15' x 15' Cart: 44" x 26" x 50" - 163lbs	Holds 15' x 15' Cart: 44" x 26" x 50" - 163lbs	16' x 16' Cart: 56.25" x 28.375"W x 52.25"H
MIN-MAX SIZE	6' x 6' - 48' x 48'	6' x 6' - 48' x 48'	8' x 8' - 40' x 40'
NO TOOLS REQUIRED	✓	✓	✓
WHEELCHAIR ACCESSIBLE	✓	✓	✓
WIPE CLEAN SURFACE	✓	✓	✓
3 YEAR WARRANTY	✓	✓	✓
RIBBED BATTENS ON REAR OF PANELS	✓	✓	✓
LACQUERED PLYWOOD BASE		✓	✓
WATERPROOF	✓		
PRESSURE WASH TOLERANT	✓		
ENVIRONMENTALLY FRIENDLY/RECYCLABLE	✓		

* Natural Aluminum is standard. Other finishes subject to upcharge.

FEATURES - BENEFITS

- ▶ Three unique styles are available to fit your needs - Multilok/Florlok/Wedlok
- ▶ No screws or tools required - quick and easy set up and tear down
- ▶ Innovative brickwork design offers strength and ensures that panel edges are fully secured
- ▶ Each style is configured of both full and half panel sizes making them lightweight and easy to handle
- ▶ Most floors can be set up in approximately 10 minutes and removed in about 8 minutes
- ▶ Low-profile and sloped edging - wheelchair accessible
- ▶ Wipe-clean surface - very low maintenance and easy to clean
- ▶ Durable dance floor - long lasting for better return on investment (ROI)
- ▶ 3-Year warranty on manufacturing, labor and materials
- ▶ Specially engineered powder-coated transport/storage carts are available making setup and tear-down a breeze
- ▶ Each cart is specifically manufactured to fit through standard single width doorways



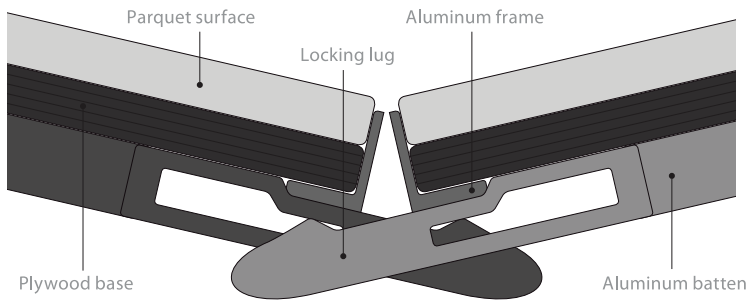


FLORLOK - INDOOR USE

- ▶ Panels are manufactured with aluminum frames, ribbed battens and 7mm basket wood parquet
- ▶ Three different finishes top coated in a clear UV lacquer for extra protection
- ▶ No stain on the finish - same color throughout each piece of wood
- ▶ Comprised of two panel sizes, 34" x 34" (full panel) and 34" x 17" (half panel)
- ▶ Three trim options to tie it all together
- ▶ Transport/storage carts are available for quick and effortless transport and storage
- ▶ Each cart holds a 15' x 15' complete dance floor (Cart: 44" x 26" x 50" - 163lbs)




Dance Floor Size Range: 6' x 6' to 48' x 48'



FLOOR TRIM OPTIONS - 4"


Natural Aluminum is standard. All other finishes are subject to upcharge.




NATURAL ALUMINUM



BLACK ANODIZED



GOLD ANODIZED



Watch the video at: www.forbesindustries.com/videos

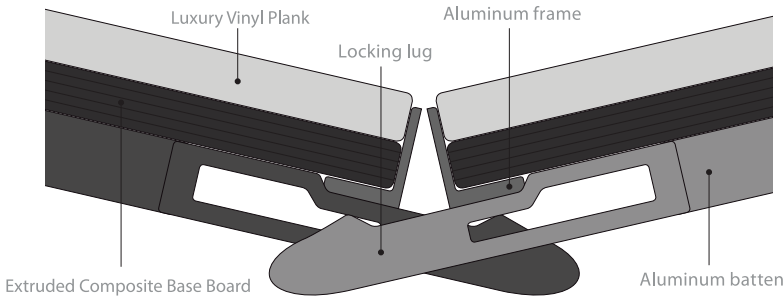


MULTILOK - OUTDOOR & INDOOR USE

- ▶ Panels are manufactured with aluminum frames, ribbed battens and extruded composite base board
- ▶ It is available with your choice of four different Karndean® commercial grade vinyl options
- ▶ Comprised of two panel sizes, 34" x 34" (full panel) and 34" x 17" (half panel)
- ▶ Structured rear panel - aids grip on carpets
- ▶ Composite base boards and aluminum tray are 100% waterproof and recyclable
- ▶ Three trim options to tie it all together
- ▶ Transport/storage carts are available for quick and effortless transport and storage
- ▶ Each cart holds a 15' x 15' complete dance floor (Cart: 44" x 26" x 50" - 163lbs)




Dance Floor Size Range: 6' x 6' to 48' x 48'



FLOOR TRIM OPTIONS - 4"


Natural Aluminum is standard. All other finishes are subject to upcharge.



NATURAL ALUMINUM



BLACK ANODIZED




GOLD ANODIZED



Watch the video at: www.forbesindustries.com/videos

PORTABLE DANCE FLOORS



WEDLOK - INDOOR USE



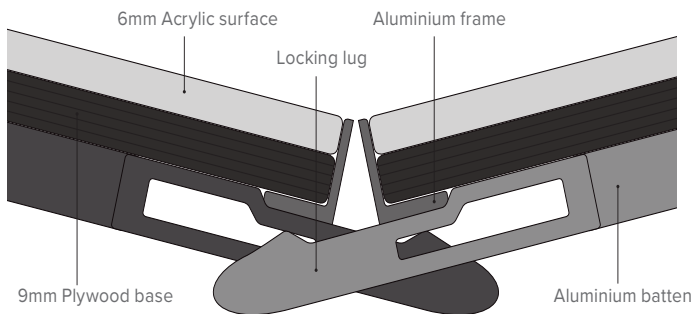
- ▶ Panels are manufactured with aluminum frames, ribbed battens and 6mm white through color acrylic
- ▶ Lacquered plywood base - helps against moisture for extra protection
- ▶ 6mm white through colored commercial acrylic panels
- ▶ Lightweight aluminum edging, frame, and locking lugs
- ▶ Comprised of two panel sizes, 48" x 24" (full panel) and 24" x 24" (half panel)
- ▶ Three trim options to tie it all together
- ▶ Transport/storage carts are available for quick and effortless transport and storage
- ▶ Each cart holds a 16' x 16' complete dance floor (Cart: 56.25" x 28.375" x 52.25" - 163lbs)



FLOOR TRIM OPTIONS - 4"

Natural Aluminum is standard. All other finishes are subject to upcharge.

Dance Floor Size Range: 8' x 8' to 48' x 48'



Renowned for its elegant and sophisticated high gloss white finish, our Wedlok® Portable Dance Floor is used to create the perfect white wedding feel.

Mobile Stages

MOBILE STAGES | RAMPS | STAIRS | GUARD RAILS | SKIRTING




FORBES STAGES

Forbes' Dual-Height Mobile Staging System offers all the advantages of a mobile folding stage, plus the added simplicity and speed of built-in height adjustability.

FEATURES - BENEFITS

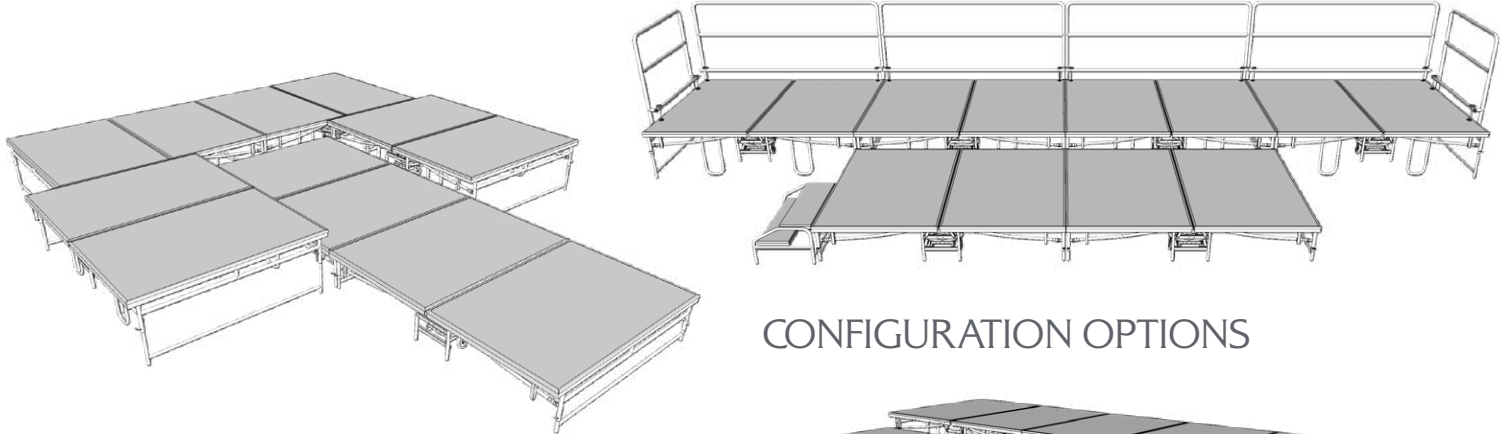
- ▶ *Our light-weight yet durable stages are designed to be set-up and taken down by only two people, resulting in considerable savings in time and labor costs.*
- ▶ *Available in two sizes (6'x8' and 4'x8'), our stages are ideal for head table risers, performance stages, fashion runways, speaker's platforms, and theater-in-the-round performances.*
- ▶ *All necessary accessories are also available: step units, ADA ramps, guard rails, chair/table stops, and stage skirting.*



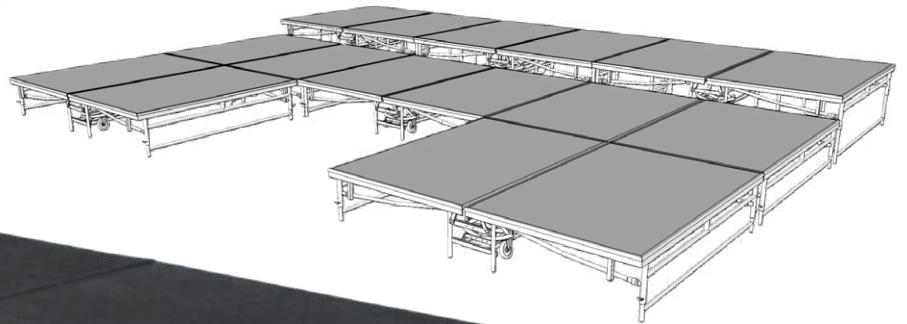
Over-center locking mechanism keeps legs locked into place during transport.



Each section of a Forbes Mobile Stage rolls freely on its own four casters. No heavy sections to lift and carry, no storage caddies necessary.



CONFIGURATION OPTIONS




Powder coated steel edge banding provides long lasting wear and durability.

Forbes' pin and cable operation allows for easy height adjustment.

MOBILE STAGES

Models



★ Model 4140

- ▶ 4'x8' dual height stage
- ▶ 16"-24" heights
- ▶ Carpeted folding deck
- ▶ Steel frame
- ▶ Reinforced steel under chassis and legs
- ▶ Finished in black powder epoxy



	DEPTH	WIDTH	HEIGHT
IN:	96	48	16
CM:	244	122	41

★ Model 4150

- ▶ 6'x8' dual height stage
- ▶ 16"-24" heights
- ▶ Carpeted folding deck
- ▶ Steel frame
- ▶ Reinforced steel under chassis and legs
- ▶ Finished in black powder epoxy



	DEPTH	WIDTH	HEIGHT
IN:	96	72	16
CM:	244	183	41

Model 4141

- ▶ 4'x8' dual height stage
- ▶ 24"-32" heights
- ▶ Carpeted folding deck
- ▶ Steel frame
- ▶ Reinforced steel under chassis and legs
- ▶ Finished in black powder epoxy



	DEPTH	WIDTH	HEIGHT
IN:	96	48	24
CM:	244	122	61

Model 4151

- ▶ 6'x8' dual height stage
- ▶ 24"-32" heights
- ▶ Carpeted folding deck
- ▶ Steel frame
- ▶ Reinforced steel under chassis and legs
- ▶ Finished in black powder epoxy



	DEPTH	WIDTH	HEIGHT
IN:	96	72	24
CM:	244	183	61

GUARD RAILS



MODEL 4170

Round steel tube. Finished in black powder epoxy.

*Model 4170-3 — 3' length

*Model 4170-4 — 4' length

*Model 4170-8 — 8' length

	DEPTH	WIDTH
IN:	7	28
CM:	18	72

MODEL 4180

Round steel tube. Finished in black powder epoxy.

*Model 4180-3 — 3' length

*Model 4180-4 — 4' length

*Model 4180-8 — 8' length

	DEPTH	WIDTH
IN:	7	42
CM:	18	107

STAIRS



MODEL 4190
Stairs for 16"-24" high stages.
Two carpeted treads.

	DEPTH	WIDTH	HEIGHT
IN:	22	38	16
CM:	56	97	41



MODEL 4192
Stairs for 16"-24" high stages.
Guard rails. Two carpeted treads.

*Model 4192-28 — 28" high guard rails (52" overall)
*Model 4192-42 — 42" high guard rails (65.5" overall)

	DEPTH	WIDTH
IN:	25.5	39
CM:	65	100



MODEL 4193
Stairs for 24"-32" high stages.
Guard rails. Three carpeted treads.

*Model 4193-28 — 28" high guard rails (66.5" overall height)
*Model 4193-42 — 42" high guard rails (74" overall height)

	DEPTH	WIDTH
IN:	35	38
CM:	89	97

ADA ALUMINUM RAMP PARTS

Our ADA Aluminum Ramp Kit is an essential element of the complete staging system. Allowing anyone to use the stage and complying with the ADA, our Stage Ramp kit is available for any Forbes stage. Our ADA Ramp Kit is portable and can be easily used for events as needed. If the ramp is not needed at one event, it can be easily stored until the next one.

- MODEL 4196**
- ADA Stage Ramp, 36"W x 24'L
 - Ramp can be quickly separated into one 16' and one 8' section (*Additional parts required, call for information)
 - Aluminum Handrails
 - Vertical support stands
 - Two approach plates



- SPECIAL FEATURES INCLUDE:**
- ADA compliant ramp system
 - Rolls up easily for transport and storage
 - Made from lightweight aircraft aluminum that supports up to 1,000 lbs
 - Quick-connect system allows for easy expanding or shortening of lengths
 - Additional parts required to use two sections at once. Call for more information
 - Because of its versatile design, there are multiple options for placing your ramp
 - Kit includes lightweight aluminum handrails, vertical support stands, and two approach plates
 - Additional transition kits and accessories are available, please call for more information.

CHAIR/TABLE STOPS

MODEL 4185
Reinforced steel tube construction.
Finished in black powder epoxy.

- *Model 4185-3 — 3' length
- *Model 4185-4 — 4' length
- *Model 4185-5 — 5' length
- *Model 4185-6 — 6' length
- *Model 4185-8 — 8' length



SKIRTING



MODEL 4162

- 16"-24" high
- Flat panel with box pleat valance
- Washable flame-retardant fabric

- *Model 4170-3 — 3' length
- *Model 4170-4 — 4' length
- *Model 4170-8 — 8' length

MODEL 4162

- 24"-32" high
- Flat panel with box pleat valance
- Washable flame-retardant fabric

- *Model 4163-4 — 4' length
- *Model 4163-6 — 6' length
- *Model 4163-8 — 8' length

*Skirt color options available, call for more details

TRANSPORT CARTS



MODEL 4199-6
Our transport/storage cart is a key factor when it comes to fast set-up/break down and compact storage. The ramp sections and guard rails lean neatly against the frame of the cart and are secured by heavy duty poly straps. Call for more information.

Event Seating

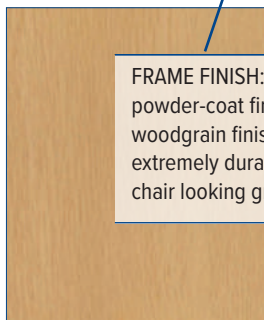
BANQUET CHAIRS | CLASSIC EVENT CHAIRS | EVENT CHAIRS



FIVE-STAR SIT BANQUET CHAIRS

Your event spaces are revenue generators; that's why the banquet chairs you select are so important. Nobody wants to sit in an uncomfortable chair, especially in a conference or banquet setting where escape is not so easy. Yes, the speaker may be boring, but a person shouldn't be rude! With the 5-Star Sit by Forbes you can be confident that your guest will be comfortable. You'll notice your guests fidget less and pay better attention. Meeting Planners will also notice the positive reactions from guests making your venue a favorite for them to book.

FEATURES: FIVE-STAR SIT PREMIUM ALUMINUM BANQUET CHAIRS



AMAZING WOODGRAIN FINISHES - PAGE 102

WE'RE ONLY LIMITED BY YOUR IMAGINATION: CUSTOMIZE YOUR DREAM CHAIR TODAY!

If you can dream it, we can build it. The nesting chair shown right was custom developed with matching bar stools to outfit a high-end steakhouse in upscale style.



FIVE-STAR SIT

Banquet Chairs

PRIMA



NESTING

Model AS-YL1163

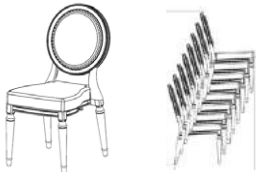
Features

- ▶ Fully welded metal frame
- ▶ High durability powder coat
- ▶ Memory foam topper (½") on high density foam seat (2")
- ▶ High density foam back (1 ½")
- ▶ Chairs nest 8 high
- ▶ 12-year structural warranty on frame

Options available

- ▶ Fabric, vinyl upholstery
- ▶ Aluminum or steel frame
- ▶ Powder coat colors/finishes
- ▶ Wood grain powder coat finish
- ▶ Handhold in back – concealed
- ▶ Self-leveling metal glides
- ▶ Retractable metal or wire gangers

Shown with PC21 powder coat Aluminum Frame and ASTW43-24 fabric



Overall Width	19
Overall Height	37
Overall Depth	22.5
Seat Width	18.5
Seat Depth	19
Back Width	12
Back Height	18

All dimensions in inches



ANTONIA



NESTING

Model AS-YF5068

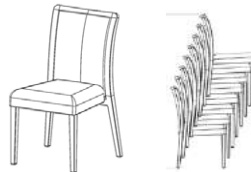
Features

- ▶ Fully welded metal frame
- ▶ High durability powder coat
- ▶ Memory foam topper (½") on high density foam seat (2")
- ▶ High density foam back (1 ½")
- ▶ Chairs nest 8 high
- ▶ 12-year structural warranty on frame

Options Available

- ▶ Fabric, vinyl upholstery
- ▶ Aluminum or steel frame
- ▶ Powder coat colors/finishes
- ▶ Wood grain powder coat finish
- ▶ Handhold cut-out in back
- ▶ Self-leveling metal glides
- ▶ Retractable metal or wire gangers

Shown with A05 Woodgrain finished Aluminum Frame and ASMW275-22 fabric



Overall Width	21.5
Overall Height	35.5
Overall Depth	23.5
Seat Width	18
Seat Depth	17
Back Width	18.5
Back Height	18

All dimensions in inches



CLEMENSIA



NESTING

Model AS-YT2134

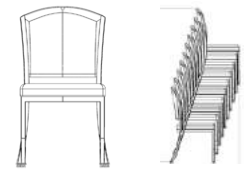
Features

- ▶ Fully welded metal frame
- ▶ High durability powder coat
- ▶ Memory foam topper (½") on high density foam seat (2")
- ▶ High density foam back (1 ½")
- ▶ Chairs nest 8 high
- ▶ 12-year structural warranty on frame

Options Available

- ▶ Flex back or rigid back
- ▶ Fabric, vinyl upholstery
- ▶ Aluminum or steel frame
- ▶ Powder coat colors/finishes
- ▶ Wood grain powder coat finish
- ▶ Handhold in back
- ▶ Self-leveling metal glides
- ▶ Retractable metal or wire gangers

Shown with PC05 powder coat Aluminum Frame and ASMW275-17 fabric



Overall Width	18.5
Overall Height	35.5
Overall Depth	23.5
Seat Width	18.5
Seat Depth	19.5
Back Width	18.5
Back Height	17

All dimensions in inches



ATTICUS



NESTING

Model AS-YL1159

Features

- ▶ Fully welded metal frame
- ▶ High durability powder coat
- ▶ Memory foam topper (½") on high density foam seat (2")
- ▶ High density foam back (1 ½")
- ▶ Chairs nest 8 high
- ▶ 12-year structural warranty on frame

Options Available

- ▶ Fabric, vinyl upholstery
- ▶ Aluminum or steel frame
- ▶ Powder coat colors/finishes
- ▶ Wood grain powder coat finish
- ▶ Handhold in back – concealed
- ▶ Self-leveling metal glides
- ▶ Retractable metal or wire gangers

Shown with A02 Woodgrain finished Aluminum Frame and ASMW275-22 fabric



Overall Width	18
Overall Height	32
Overall Depth	23.5
Seat Width	18
Seat Depth	19
Back Width	18
Back Height	13.5



All dimensions in inches

REMUS



NESTING

Model AS-YL1547

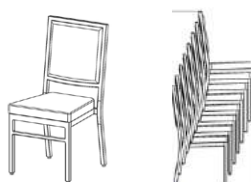
Features

- ▶ Fully welded metal frame
- ▶ High durability powder coat
- ▶ Memory foam topper (½") on high density foam seat (2")
- ▶ High density foam back (1 ½")
- ▶ Chairs nest 8 high
- ▶ 12-year structural warranty on frame

Options Available

- ▶ Fabric, vinyl upholstery
- ▶ Aluminum or steel frame
- ▶ Powder coat colors/finishes
- ▶ Wood grain powder coat finish
- ▶ Handhold in back – concealed
- ▶ Self-leveling metal glides
- ▶ Retractable metal or wire gangers

Shown with PC05 powder coat Aluminum Frame and ASMW275-22 fabric



Overall Width	18.5
Overall Height	36
Overall Depth	23
Seat Width	17.5
Seat Depth	18
Back Width	18
Back Height	19



All dimensions in inches

ATHENA



NESTING

Model AS-YL1353

Features

- ▶ Fully welded metal frame
- ▶ High durability powder coat
- ▶ Memory foam topper (½") on high density foam seat (2")
- ▶ High density foam back (1 ½")
- ▶ Chairs nest 8 high
- ▶ 12-year structural warranty on frame

Options Available

- ▶ Fabric, vinyl upholstery
- ▶ Aluminum or steel frame
- ▶ Powder coat colors/finishes
- ▶ Wood grain powder coat finish
- ▶ Handhold in back – concealed
- ▶ Retractable metal gangers

Shown with PC01 powder coat Aluminum Frame and Smith Frost Grey fabric



Overall Width	19.5
Overall Height	36.3
Overall Depth	23
Seat Width	17
Seat Depth	18
Back Width	16.5
Back Height	19



All dimensions in inches

FIVE-STAR SIT

Banquet Chairs

CYPRIAN



STACKING

Model AS-YT2126

Features

- ▶ Fully welded metal frame
- ▶ High durability powder coat
- ▶ Memory foam topper (½") on high density foam seat (2")
- ▶ High density foam back (1 ½")
- ▶ Chairs stack 8 high
- ▶ 12-year structural warranty on frame

Options Available

- ▶ Fabric, vinyl upholstery
- ▶ Aluminum or steel frame
- ▶ Powder coat colors/finishes
- ▶ Wood grain powder coat finish
- ▶ Handhold in back – concealed or cut-out
- ▶ Self-leveling metal glides
- ▶ Retractable metal or wire gangers

Shown with PC05 powder coat Aluminum Frame and ASMW275-10 fabric



Overall Width	18
Overall Height	35
Overall Depth	22.5
Seat Width	16
Seat Depth	16.5
Back Width	16
Back Height	17

All dimensions in inches



TATIANA



NESTING

Model AS-YS9999

Features

- ▶ Fully welded metal frame
- ▶ High durability powder coat
- ▶ Memory foam topper (½") on high density foam seat (2")
- ▶ High density foam back (1 ½")
- ▶ Chairs nest 8 high
- ▶ 12-year structural warranty on frame

Options Available

- ▶ Concave or Convex, shaped back
- ▶ Flex back or rigid back
- ▶ Fabric, vinyl upholstery
- ▶ Aluminum or steel frame
- ▶ Handhold in back – concealed or cut-out
- ▶ Self-leveling metal glides
- ▶ Retractable metal or wire gangers

Shown with PC05 powder coat Aluminum Frame and ASTW59-25 fabric



CONCAVE

CONVEX

Overall Width	16
Overall Height	37
Overall Depth	22
Seat Width	17
Seat Depth	17
Back Width	17
Back Height	17

All dimensions in inches



VERITY



STACKING

Model AS-YT2134

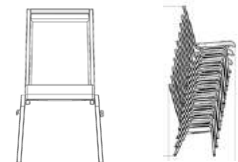
Features

- ▶ Fully welded metal frame
- ▶ High durability powder coat
- ▶ Memory foam topper (½") on high density foam seat (2")
- ▶ High density foam back (1 ½")
- ▶ Chairs stack 8 high
- ▶ 12-year structural warranty on frame

Options Available

- ▶ Flex back or rigid back
- ▶ Fabric, vinyl upholstery
- ▶ Aluminum or steel frame
- ▶ Wood grain powder coat finish
- ▶ Handhold in back
- ▶ Self-leveling metal glides
- ▶ Retractable metal or wire gangers

Shown with PC05 powder coat Aluminum Frame and ASTW60-30 fabric



Overall Width	19
Overall Height	36
Overall Depth	24
Seat Width	17.75
Seat Depth	20
Back Width	19.5
Back Height	17

All dimensions in inches



VITO



MILA



MARILLA



AS-YL9999

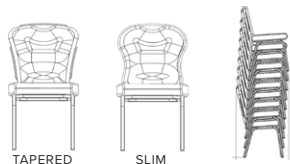
Features

- ▶ Fully welded metal frame
- ▶ Back edge protector bumper strips
- ▶ Metal grab handle on top
- ▶ High durability powder coat
- ▶ Memory foam topper (1/2") on high density foam seat (2")
- ▶ High density foam back (1 1/2")
- ▶ Chairs stack 8 high
- ▶ 12-year structural warranty on frame

Options Available

- ▶ Flex back or rigid back
- ▶ Fabric, vinyl upholstery
- ▶ Aluminum or steel frame
- ▶ Wood grain powder coat finish
- ▶ Self-leveling metal glides
- ▶ Retractable metal or wire gangers

Shown with PC05 powder coat Aluminum Frame and ASTW59-25 fabric



Overall Width	17
Overall Height	36.5
Overall Depth	23
Seat Width	17
Seat Depth	17
Back Width	17
Back Height	18

All dimensions in inches



Model AS-YY6104

Features

- ▶ Fully welded metal frame
- ▶ High durability powder coat
- ▶ Memory foam topper (1/2") on high density foam seat (2")
- ▶ High density foam back (1 1/2")
- ▶ Chairs nest 8 high
- ▶ 12-year structural warranty on frame

Options Available

- ▶ Flex back or rigid back
- ▶ Fabric, vinyl upholstery
- ▶ Aluminum or steel frame
- ▶ Powder coat colors/finishes
- ▶ Grab handle – Concealed
- ▶ Self-leveling metal glides
- ▶ Retractable metal or wire gangers

Shown with SP8021 powder coat Aluminum Frame and ASTW59-15 fabric



Overall Width	18.5
Overall Height	36.5
Overall Depth	23
Seat Width	18
Seat Depth	18
Back Width	16.5
Back Height	19.5

All dimensions in inches



Model AS-YL1067

Features

- ▶ Fully welded metal frame
- ▶ High durability powder coat
- ▶ Memory foam topper (1/2") on high density foam seat (2")
- ▶ High density foam back (1 1/2")
- ▶ Chairs nest 8 high
- ▶ 12-year structural warranty on frame

Options Available

- ▶ Fabric, vinyl upholstery
- ▶ Aluminum or steel frame
- ▶ Powder coat colors/finishes
- ▶ Wood grain powder coat finish
- ▶ Handhold in back – concealed
- ▶ Self-leveling metal glides
- ▶ Retractable metal or wire gangers

Shown with A07 Woodgrain finished Aluminum Frame and Winslow Belize fabric



Overall Width	16
Overall Height	37
Overall Depth	22
Seat Width	18
Seat Depth	18
Back Width	16.5
Back Height	19.5

All dimensions in inches




CLASSIC EVENT SERIES

Folding Chairs

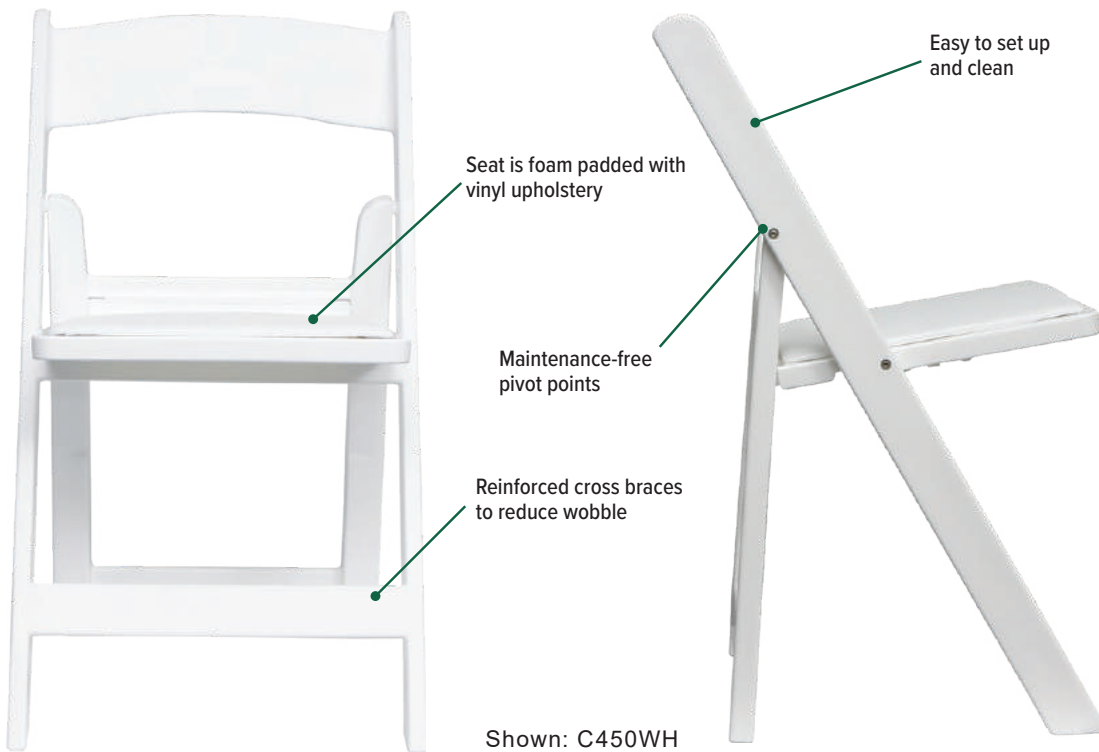
C450 CLASSIC EVENT SERIES FOLDING CHAIRS

C450 Series Classic Event Chairs are a great choice for any formal occasion. The Classic Event Chairs are truly unmatched to any other folding event chair due to its proprietary technology. A two-part molding process delivers a brilliant white color, smooth easy-to-clean surface, and a remarkably lightweight. With advanced stacking features and fast & easy setup, these chairs will stand the test of time.




C450 FEATURES

- ▶ **Maintenance-free**
- ▶ **Lightweight (10 lbs.)**
- ▶ **Advanced stacking features**
- ▶ **UV protected color**
- ▶ **Available in white or black colors**
- ▶ **Replacement Seat Pads available (25 per box)**
- ▶ **Weight limit: 300 lbs.**
- ▶ **Several transport carts available**




STATE-OF-THE-ART



Bi-component molded construction for exceptional strength.

THOROUGHLY TESTED



Tested by an independent lab to hold 1,000 lbs.


STREAMLINED



Two-part proprietary molding avoids unsightly seams.

GENERAL SPECIFICATIONS

Seat Height	18.25"
Overall Height	30.25"
Overall Width	17.5"
Overall Depth	16.25"
Folded Chair Height	35"
Folded Chair Depth	2.25"
Net Weight	10 lbs.
Carton Weight	52.5 lbs.
Carton Cube	4.25 ft ³
Carton Dimensions (5 Pack)	18" W x 32" L x 12.75" H

STYLES	MODEL NUMBER	SPECIAL NOTES	COLOR	WEIGHT (LBS)
 C450	C450WHPD	QSP	White	10
	C450BLP	QSP	Black	10
REPLACEMENT SEAT PAD (Box of 25)	C450-SNAPBL		Black	N/A
	C450-SNAPWH		White	N/A



EVENT SERIES

Folding Chairs

C600 EVENT SERIES FOLDING CHAIRS

The C600 folding chair is unmatched for transport and storage. A single chair weighs only 7.1 lbs and a stack of 50 is 58" high. The C600 Chair is a great choice for multi-purpose seating. Quick to set-up, comfortable, attractive, this is truly the all-occasion chair!



C600 FEATURES

- ▶ **SecureCap foot will not fall off!**
- ▶ **Oversized rivets for strong and secure pivot points.**
- ▶ **18 gauge steel means superior strength.**
- ▶ **Weight limit: 275 lbs.**
- ▶ **Designed for perfect stacking! C600 Event Chairs stack securely up to 50 high.**
- ▶ **Back of plastic seat wraps around metal frame for a clean look.**



SecureCap foot will not fall off!



Oversized rivets for strong and secure pivot points.



Back of plastic seat wraps around metal frame for a clean look.



18 gauge steel means superior strength.



Designed for perfect stacking! C600 chairs stack securely up to 50 high.

STANDARD COLOR COMBINATIONS

	Black/Black C600BLK/BL	Wedding White/White C600WWH/WH	Bone/Neutral C600BNE/NTR	Brown/Neutral C600BRW/NTR
seat				
frame				
feet				



STYLES	MODEL NUMBER	COLOR	WEIGHT (LBS)	UNITS/CARTON
	C600WWH/WH	White / White	7.1	6
	C600BLK/BL	Black / Black	7.1	6
	C600BRW/NE	Brown / Neutral	7.1	6
	C600BNE/NE	Brown / Neutral	7.1	6



FIVE-STAR SIT WOODGRAINS

Event Seating

Our 3 step finishing process produces the beauty of natural wood while achieving the durability of a light-weight aluminum frame. Amazing!



A52 (Walnut)



A05 (Beech)



A53 (Walnut)



A30 (Oak)



A09 (Walnut)



A50 (Walnut)



A51 (Walnut)



A07 (Cherry)



A03 (Walnut)



A02 (Walnut)

Amazingly realistic with clear grains and joints.

BANQUET CHAIR CART/DOLLIES



Model AS-CART2W
2 Wheel Transport Cart



Model AS-CART3W
3 Wheel Transport Cart





Model AS-CART5W
5-Wheel Ergonomic Transport Cart

TRANSPORT CARTS FOR EVENT SEATING






Forbes offers transport solutions for all our folding chairs featuring heavy duty steel frames and bolt fastened premium casters.

- ▶ *Heavy-duty angle or tubular steel frame*
- ▶ *Bolt-fastened premium casters*
- ▶ *Black powder coat metal finish*
- ▶ *Packed 1 cart per carton*

STACKING/FOLDING CARTS


PRODUCT IMAGE	MODEL NUMBER	SIZE (W" x L" x H")	WT (LBS)	STANDARD CASTERS	CASTER OPTIONS	MAX ITEM DIM	TO TRANSPORT	CAPACITY
	PCC-100	20 x 46 x 40	30	4" x 1.25" - 2 rigid, 2 swivel		42.5" L x 17.75" W	C440 / C450 C600 / C650	25 Chairs 50 Chairs
	PCC-200	20 x 90 x 40	42	4" x 1.25" - 2 rigid, 2 swivel	5" dia. x 2" W	42.5" L x 17.75" W	C440 / C450 C600 / C650	50 Chairs 100 Chairs

FOLDING CARTS

PRODUCT IMAGE	MODEL NUMBER	SPECIAL NOTES	SIZE (W" x L" x H")	WT (LBS)	STANDARD CASTERS	TO TRANSPORT	CAPACITY
	HD-PME		29 x 32 x 61	56	8" semi-pneumatic	C450 Pallet C600 Pallet C650 Pallet	25 C440 / C450 Chairs 50 C600 Chairs 50 C650 Chairs
	HD-PMD		29.5 x 41 x 64	68	10" semi-pneumatic	C450 Pallet C600 Pallet C650 Pallet	25 C440 / C450 Chairs 50 C600 Chairs 50 C650 Chairs
	HD-ATC		29W x 60H	67	10" solid urethane	C600 / C650 (grass) C600 / C650 (cement) C440 / C450	40 Chairs 50 Chairs 25 Chairs
	C450-Pallet		18 x 36.25 x 4.25	4	n/a	C440 / C450	25 Chairs
	C450-COVER			5	n/a	C440 / C450	25 Chairs
	HD-RATCHET STRAP						

Forbes[®] INDUSTRIES

Established 1919



Forbes Industries is a US-based manufacturer with over 100 years of experience in the design and manufacturing of mobile carts and portable products. Many of our products are manufactured in our state-of-the-art facility in California and ship worldwide. Forbes stands by a philosophy that blends an uncompromising commitment to quality and excellence with a dedication to technological advancement and innovation.

Our innovative mobile products make it easy to give your guests 5-star service, when and where they expect it. Our broad line of products includes Banquet Chairs, Banquet Tables, Bars & Back Bars, Buffet Systems, Cocktail Tables, Dance Floors, Host Stations, Housekeeping Carts, Induction Tables, In-Room Dining Equipment, Live Cooking Action Stations, Luggage Carts, Luggage Racks, Mixology Bar Carts, Nesting Tables, Partitions, Podiums, Public Guidance Systems, Rolling Displays, Service Carts, Serving Tables, Signage, Stages, Training Tables, Transport Carts, and Valet Stations.

Our customers trust us to produce portable and mobile product solutions that will project an image of quality and will be long-lasting. No hassles, no worries, just innovations that work.

Thank you for choosing Forbes Industries.





MEETINGS + EVENTS | VOLUME II

www.forbesindustries.com | solutions@forbesindustries.com

1933 East Locust Street | Ontario, California 91761

Phone: 800-832-5427 | Fax: 909-923-1969

We reserve the right to change and improve our products.

Join us on social media for special sneak-peaks
and exclusive promotions!



© Forbes Industries 2024